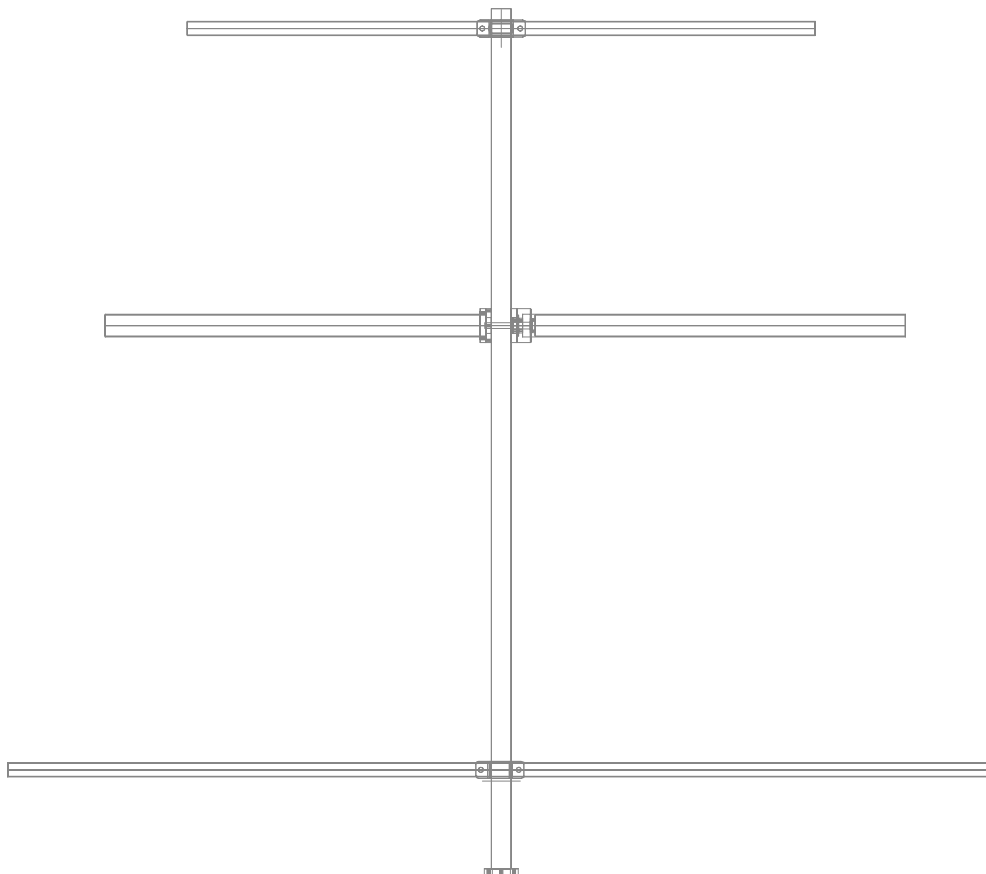


USER MANUAL

ASSEMBLING AJ3 ANTENNA





Telecomunicazioni Ferrara Srl

Broadcast Equipment


Via Dei Calzolari 156 Francolino (Fe) Italia Tel.: +39 0532 72.40.33 - Fax.: +39 0532 72.48.19

<http://www.telecfe.it>; e-mail: info@telecfe.it


COMPONENTS



- | | | |
|--------------------------|-----|---|
| 1. Main Body | Pz. | 1 |
| 2. Internal line | Pz. | 1 |
| 3. Half-dipole hot side | Pz. | 1 |
| 4. Half-dipole cold side | Pz. | 1 |
| 5. Washer M5 | Pz. | 4 |
| 6. End of internal line | Pz. | 1 |
| 7. Teflon Isolator | Pz. | 1 |
| 8. O-Ring | Pz. | 1 |
| 9. Washer M10 | Pz. | 1 |
| 10. Screw ϕ 10 mm | Pz. | 1 |
| 11. Director | Pz. | 1 |
| 12. Reflector | Pz. | 1 |



- 13. Split washer ϕ 8 mm Pz. 4
- 14. Nuts M8 Pz. 4
- 15. Screw M8 Pz. 4
- 16. Support for antenna's elements Pz. 2



ASSEMBLING

- **STEP ONE**




Put the silicon all around



Insert the O-Ring

• **STEP TWO**



The end of internal line (6) is inside; you have to put the screw (10) and the washer (9) to center the end of the internal line'hole




Insert the internal line

- **STEP THREE**



Lube the screws (5) and close with a key on the main body (1)

- **STEP FOUR**



Insert the isolator (7) in the half-dipole (3)



Turn and fix on the main body.

- **STEP FIVE**



Turn with a key to fix
the internal line.

- Step six



In the picture there is the correct way to fix antenna's elements on the main body.

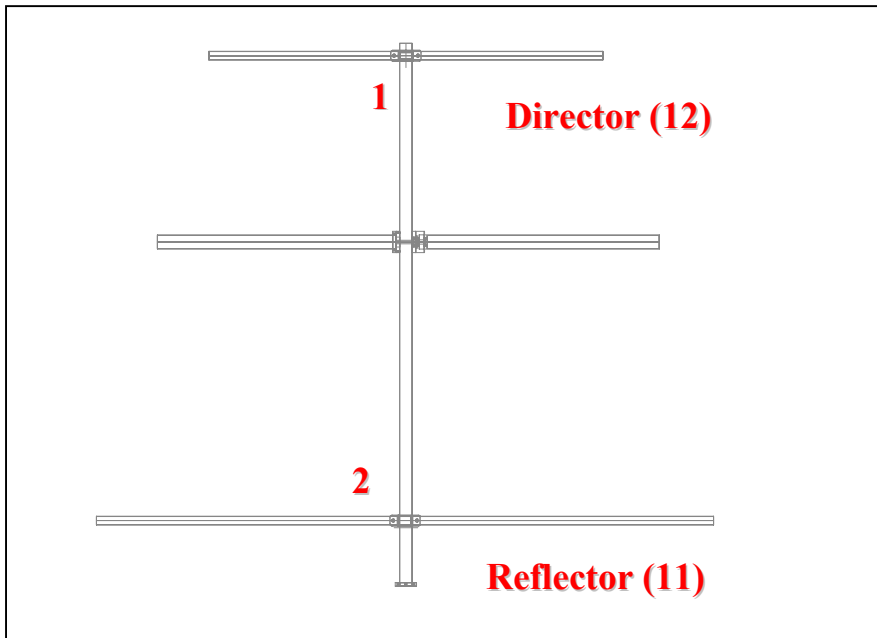


Position of antenna's element (see picture 1).



Position of antenna's element (see picture 1).

PICTURE 1



File Name: \Man\Antenne\AJ3\Manuale AJ3o

Version: 2.0

Date: 27/10/2003

Revision History

| Version | Date | Reason | Editor |
|----------------|-------------|---------------|------------------|
| 2.0 | 27/10/2003 | New version | Eng. E. Montagna |
| | | | |
| | | | |

Assembling AJ3 Antenna - User Manual
Versione 2.0

Telecomunicazioni Ferrara Srl
Via Dei Calzolari 156 Francolino (Fe) – Italy
Telefono: +39 0532 72.40.33
Fax: +39 0532 72.48.19
E-Mail: info@telecfe.it
Web: www.telecfe.it

RVR Elettronica Srl
Via Del Fonditore, 2/2c
40138 Bologna - Italy
Phone: +39 051 6010506
Fax: +39 051 6011104
E-Mail: info@rvr.it
Web: www.rvr.it

Telecomunicazioni Ferrara is member of R.V.R. Group.

All rights reserved

Printed and bound in Italy. No part of this manual may be reproduced, memorized or transmitted in any form or by any means, electronic or mechanic, including photocopying, recording or by any information storage and retrieval system, without written permission of the copyright owner.