



PTX30LCD PTX60LCD

PTX50LCD PTX100LCD & PTX150LCD

TECHNICAL ANNEX
VOLUME 2



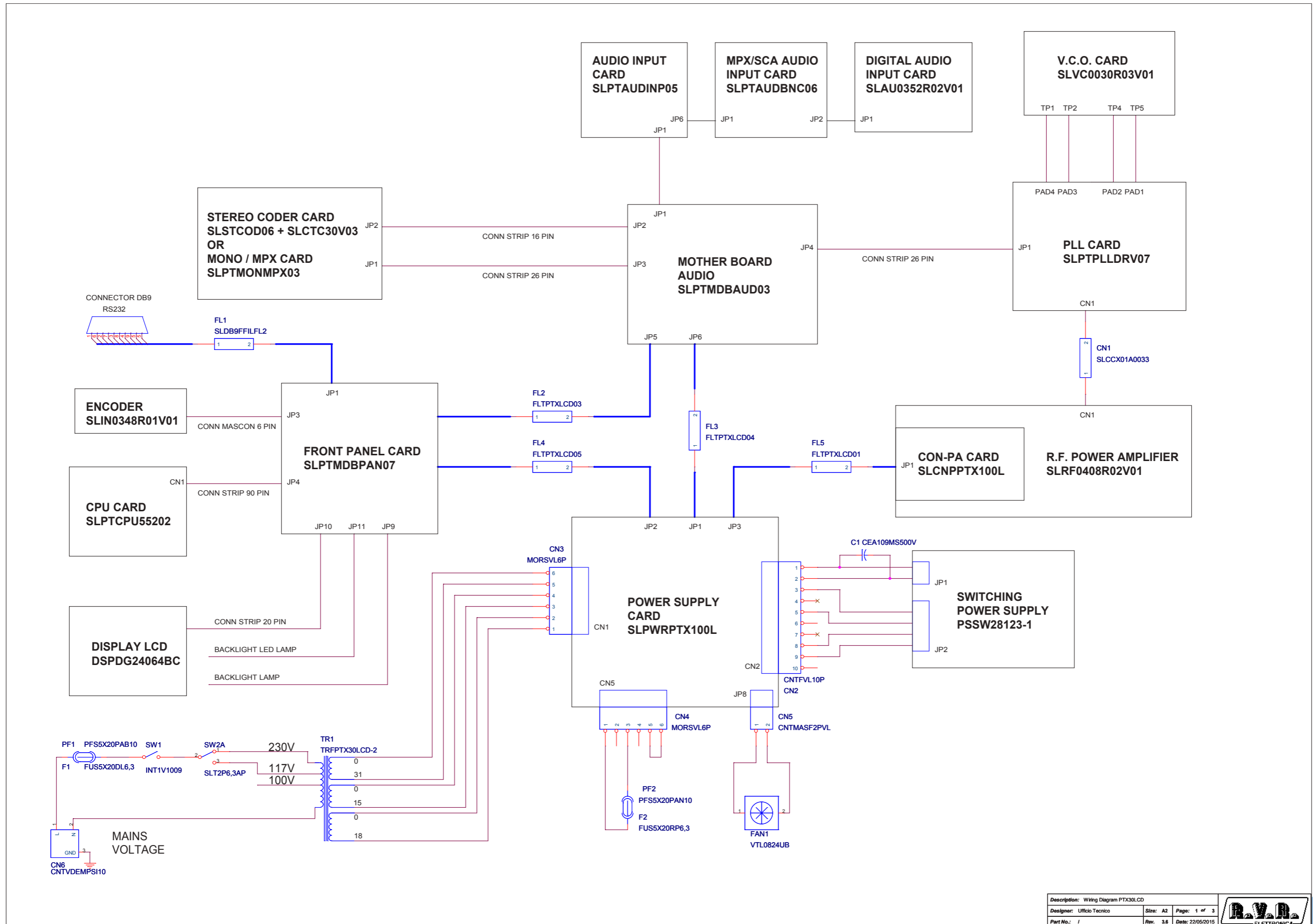
Appendix A Piani di montaggio, schemi elettrici, liste componenti / *Component layouts, schematics, bills of material*

Questa parte del manuale contiene i dettagli tecnici riguardanti la costruzione delle singole schede componenti il PTX LCD. L'appendice è composta dalle seguenti sezioni:
This part of the manual contains the technical details about the different boards of the PTX LCD. This appendix is composed of the following sections:

<i>Description</i>	PTX30LCD <i>RVR Code</i>	PTX50/60/100LCD <i>RVR Code</i>	PTX150LCD <i>RVR Code</i>	<i>Vers. Page</i>	
Wiring Diagram - 30W	-	/	/	3.6	1
Wiring Diagram - 50-60-100W	/	-	/	3.6	2
Wiring Diagram - 150W	/	/	-	3.6	3
Digital Audio Input	SLPTAUDBNC06	SLPTAUDBNC06	SLPTAUDBNC06	1.0	4
Audio Input Card	SLPTAUDINP05	SLPTAUDINP05	SLPTAUDINP05	1.2	7
Audio Motherboard	SLPTMDBAUD03	SLPTMDBAUD03	SLPTMDBAUD03	3.2	10
Stereo Coder Card	SLSTCOD06	SLSTCOD06	SLSTCOD06	1.3	13
VCO Card	SLVC0030R03V01	SLVC0030R03V01	SLVC0030R03V01	1.1	16
PLL & Driver Card	SLPTPLLDREV07	SLPTPLLDREV07	SLPTPLLDREV07	2.2	18
CPU 8Bit Card	SLPTCPU55202	SLPTCPU55202	SLPTCPU55202	3.1	21
Main Panel Card	SLPTMDBPAN07	SLPTMDBPAN07	SLPTMDBPAN07	1.0	23
Filter Card	SLDB9FFILFL2	SLDB9FFILFL2	SLDB9FFILFL2	2.0	26
Coder Card	SLCTC30V03	SLCTC30V03	SLCTC30V03	1.2	27
Power Supply	SLPWRPTX100L	SLPWRPTX100L	SLPWRPTX100L	3.5	30
Switching Power Supply 30W	PSSW28123-1	/	/	3.0	35
Switching Power Supply 50-60-100W /	/	PSSW281210	/	2.2	38
Switching Power Supply 150W	/	/	PSSW281210/V4	/	/
Power Amp connector	SLCNPPTX100L	SLCNPPTX100L	SLCNPPTX100L	2.0	42
Encoder Card	SLIN0348R01V01	SLIN0348R01V01	SLIN0348R01V01	1.1	44
30W RF Power amplifier	SLPA30WMOS32	/	/	1.2	46
50-60-100W RF Power amplifier	/	SLPA100PTXR2	/	1.1	49
150W RF Power amplifier	/	/	SLPA150PTXR2	1.1	52
Option Mono/MPX Coder Card	SLPTMONMPX03	SLPTMONMPX03	SLPTMONMPX03	1.1	55
Option Audio Input Selector	SLAU0352R02V01	SLAU0352R02V01	SLAU0352R02V01	1.2	58

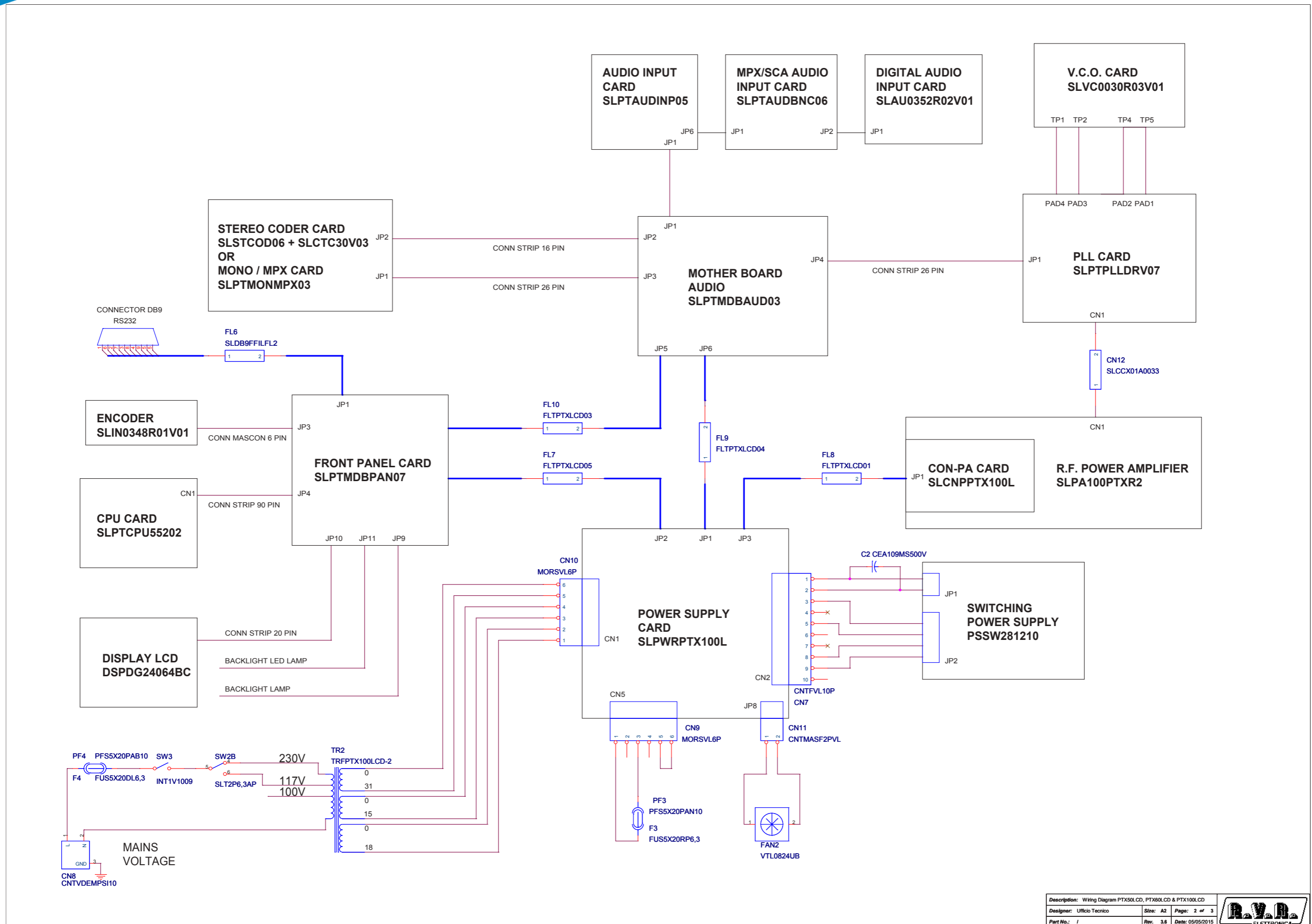
Document History

Date	Version	Reason	Code	Editor
24/04/08	4.7	Wiring Diagrams, CPU Interface, CPU 8Bit Card & Main Panel Card Upgraded	RM5207	J.H. Berti
30/06/11	4.8	Major Manual Upgrades	/	J.H. Berti
05/02/16	4.9	Major Manual Upgrades	/	J.H. Berti



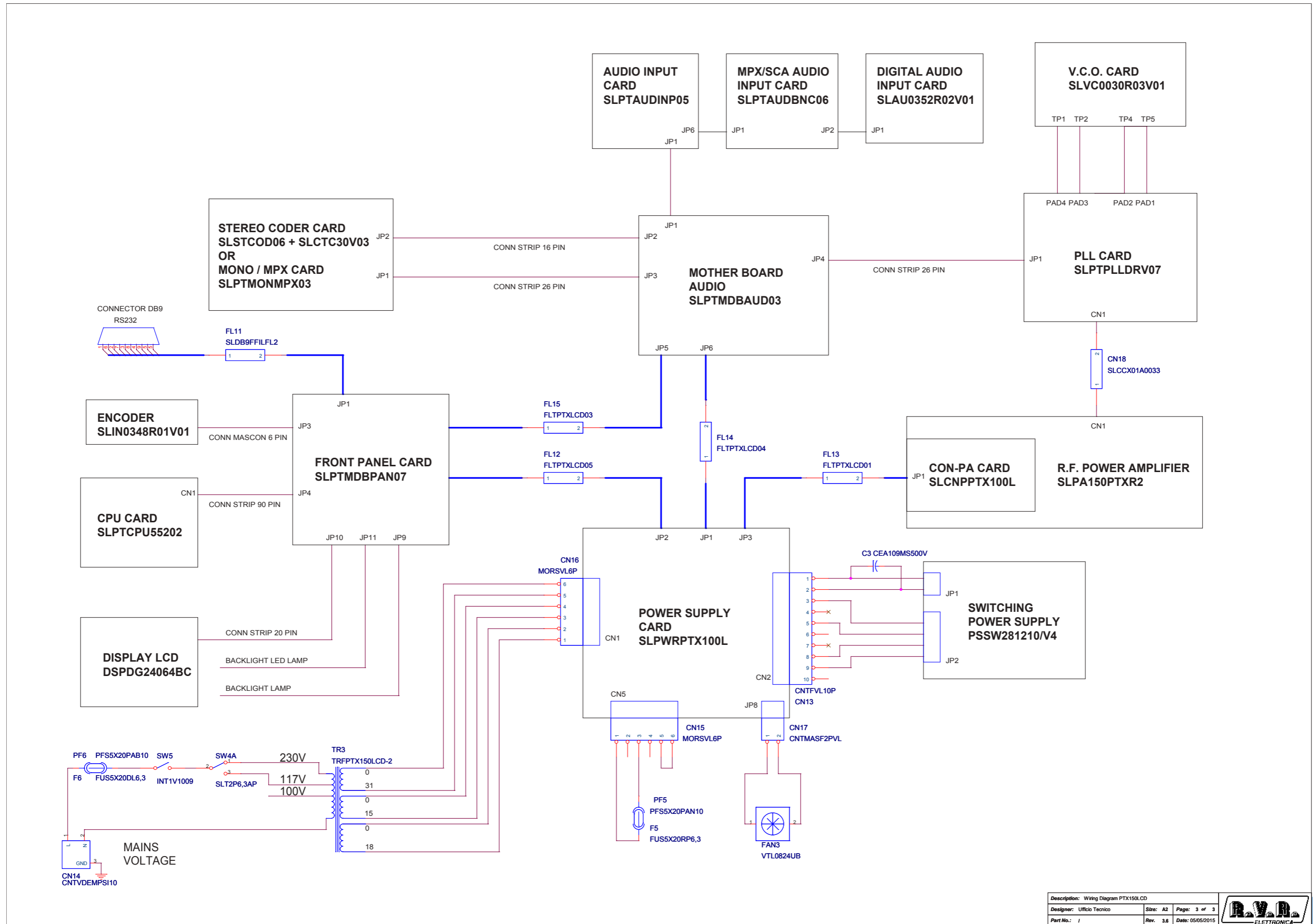
Description: Wiring Diagram PTX30LCD		
Designer: Ufficio Tecnico	Size: A2	Page: 1 of 3
Part No.: 1	Rev. 3.6	Date: 22/05/2015





Description: Wiring Diagram PTX50LCD, PTX60LCD & PTX100LCD		
Designer: Ufficio Tecnico	Size: A2	Page: 2 of 3
Part No.: 1	Rev. 3.6	Date: 05/05/2015

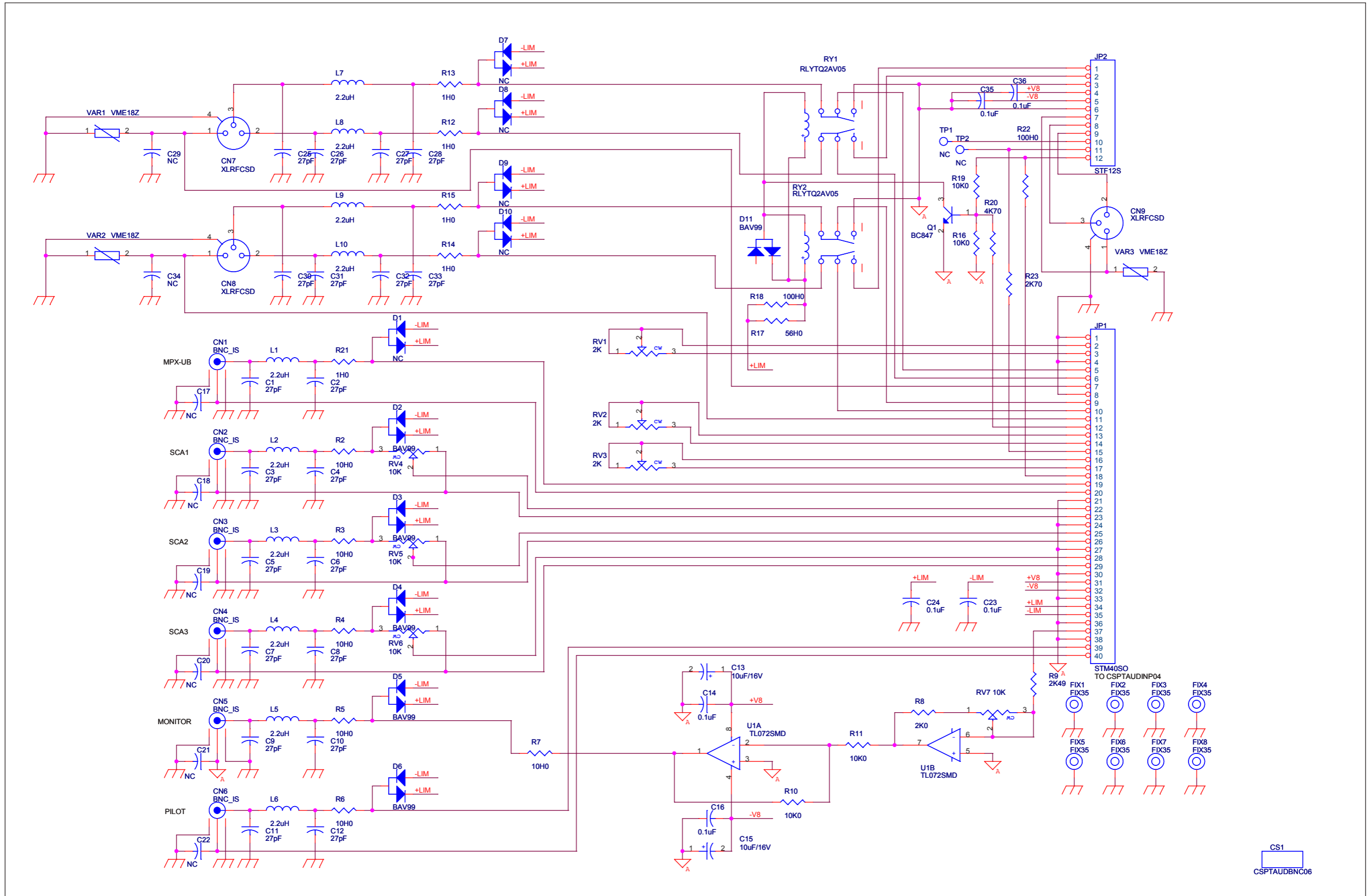




Description: Wiring Diagram PTX150LCD	Size: A2	Page: 3 of 3
Designer: Ufficio Tecnico	Rev. 3.8	Date: 05/05/2015
Part No.: 1		



SLPTAUDBNC06



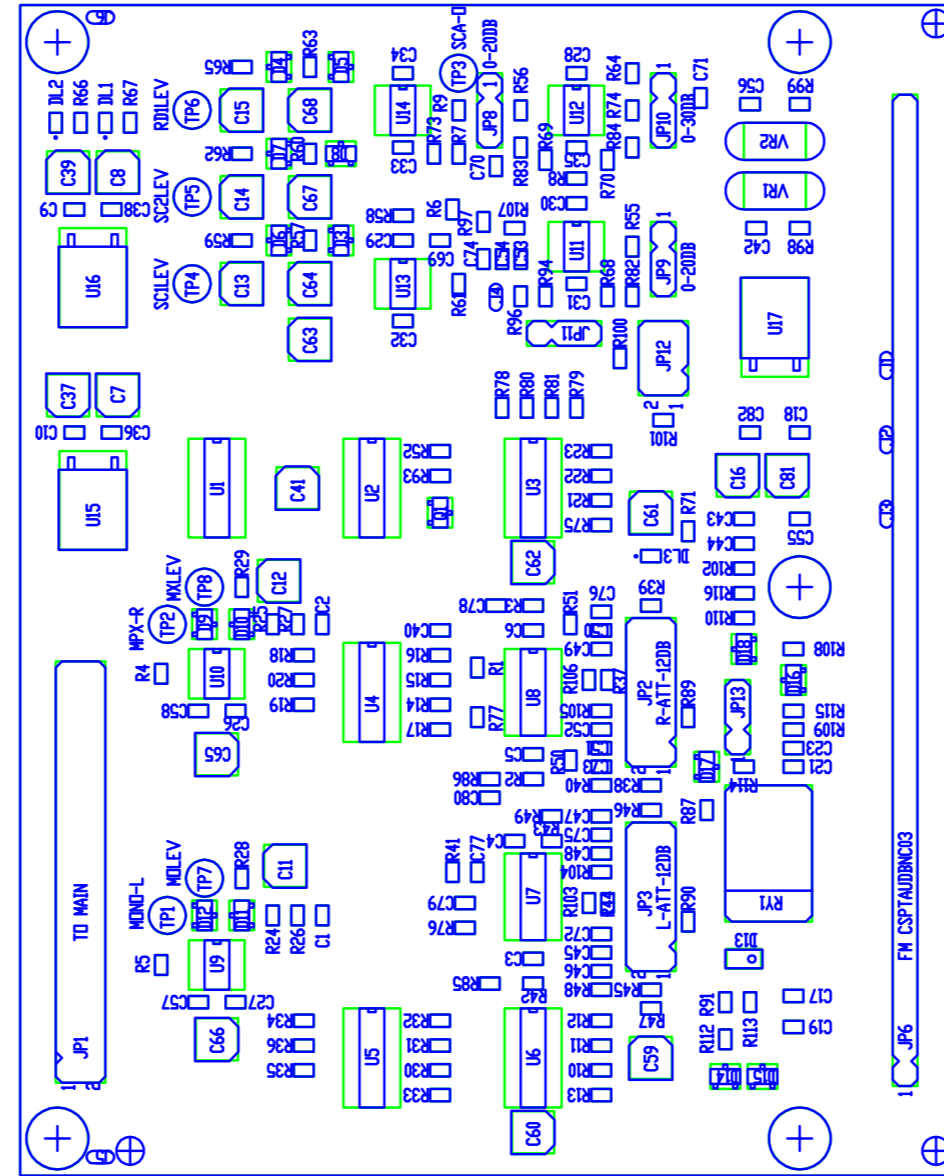
Nome Progetto: PTX30LCD		Pagina: 1 di 1		Size: A3
Autore: Ufficio Tecnico	Data: 14/12/2005	Codice Progetto: _057		
Nome PC in Rete: \RVRUT\	Revisione: 1.0	Nome Parte: DIGITAL AUDIO INPUT CARD		
File/Cartella: \	Autorizzazione:	Codice: SLPTAUDBNC06		

SLPTAUDBNC06

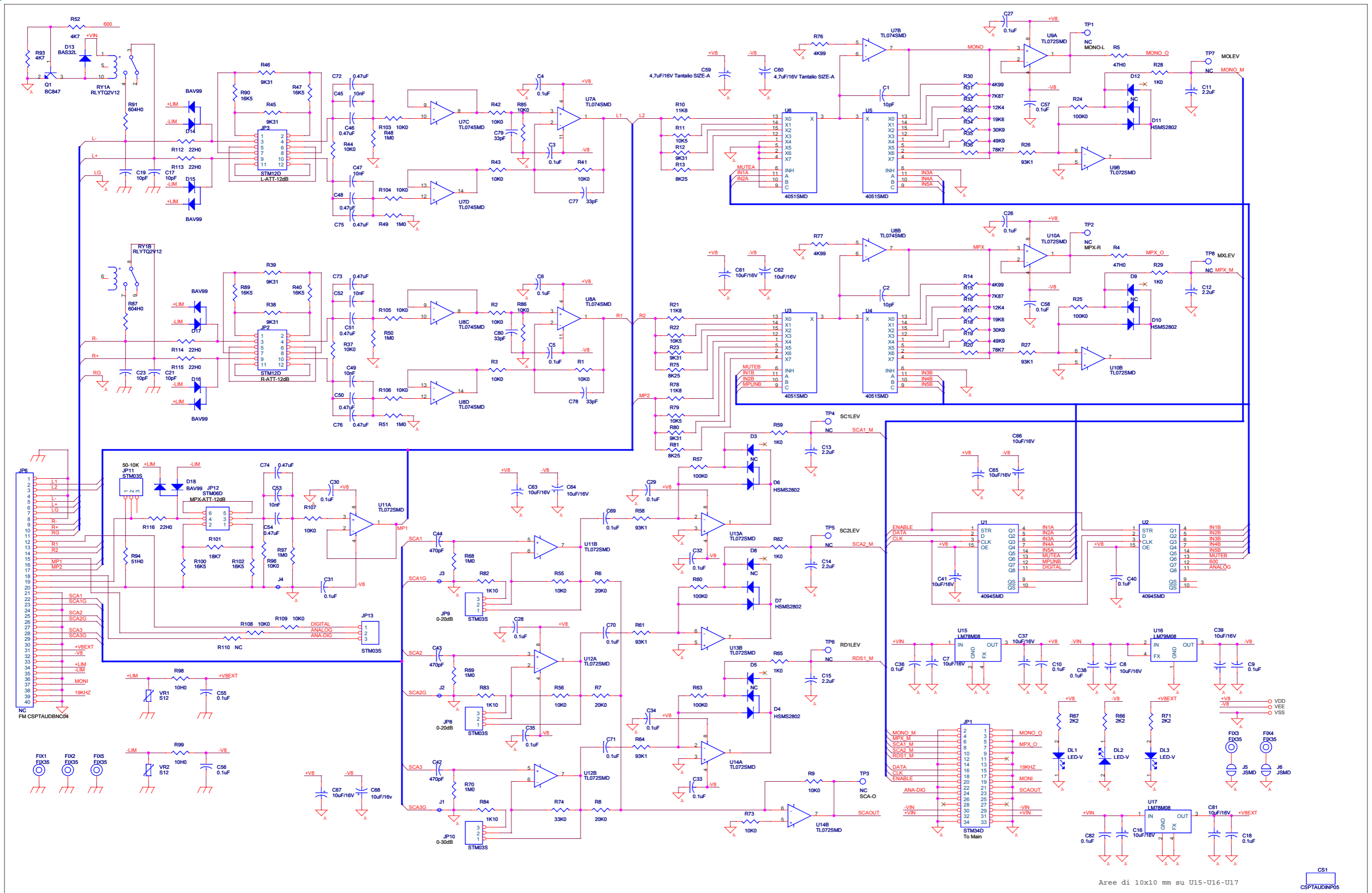
DIGITAL AUDIO INPUT CARD Revised: 14/12/2005
SLPTAUDBNC06 Revision: 1.0
PTX30 LCD
_057

Ufficio Tecnico

Item	Quantity	Reference	Part	Description
1	6	CN1, CN2, CN3, CN4, CN5, CN6	BNC IS	Connettore BNC metallico
2	3	CN7, CN8, CN9	XLRFCSD	Connettore XLR femm. cs
3	1	CS1	CSPTAUDBNC06	Circuito stampato
4	20	C1, C2, C3, C4, C5, C6, C7, C8, C9, C10, C11, C12, C25, C26, C27, C28, C30, C31, C32, C33	27pF	Cond. SMD 0805
5	2	C13, C15	10uF/16V	Cond. Elett. SMD d. 4mm
6	6	C14, C16, C23, C24, C35, C36	0.1uF	Cond. SMD 0805
7	8	C17, C18, C19, C20, C21, C22, C29, C34	NC	Cond. SMD 0805
8	5	D1, D7, D8, D9, D10	NC	Doppio Diode SMD SOT23
9	6	D2, D3, D4, D5, D6, D11	BAV99	Doppio Diode SMD SOT23
10	8	FIX1, FIX2, FIX3, FIX4, FIX5, FIX6, FIX7, FIX8	FIX35	Foro fissaggio 3.5mm
11	1	JP1	STM40SO	Strip maschio 40 pin a 90°
12	1	JP2	STF12S	Strip femmina 12 pin tomitta
13	10	L1, L2, L3, L4, L5, L6, L7, L8, L9, L10	2.2uH	Induttanza SMD 3225 (1210)
14	1	Q1	BC847	Trans. NPN SOT23
15	3	RV1, RV2, RV3	2K	Trimmer Rg V 3296W
16	3	RV4, RV5, RV6	10K	Trimmer Rg V 3296W
17	1	RV7	10K	Trimmer Rg H 3296X
18	2	RY1, RY2	RLYTQ2AV05	Rele' TQ2 - 5V
19	6	R2, R3, R4, R5, R6, R7	10H0	Res. SMD 0805
20	1	R8	2K0	Res. SMD 0805 1%
21	1	R9	2K49	Res. SMD 0805 1%
22	4	R10, R11, R16, R19	10K0	Res. SMD 0805 1%
23	5	R12, R13, R14, R15, R21	1H0	Res. SMD 0805 1%
24	1	R17	56H0	Res. SMD 0805 1%
25	2	R18, R22	100H0	Res. SMD 0805 1%
26	1	R20	4K70	Res. SMD 0805 1%
27	1	R23	2K70	Res. SMD 0805 1%
28	2	TP1, TP2	NC	Test point
29	1	U1	TL072SMD	Dual Op. SMD SO8
30	3	VAR1, VAR2, VAR3	VME18Z	ESD SMD protector



NOME PROGETTO: PTX-LCD	NOME PARTE: AUDIO INPUT CARD
AUTORE: TOMMASI	DATA: 14/12/2005
ARCHIVIAZIONE ELETTRONICA: \\VRV\UT	REVISIONE: 1.0
MATERIALE: <>	SCALA: 1:1
TRATTAMENTO: <>	SIZE: A4
PROFILO: <>	PAGINA: 1 DI 1
STATO: ESECUTIVO	CODICE PROGETTO: _057
	CODICE DISEGNO: SLPTAUDINP05



Area di 10x10 mm su U15-U16-U17

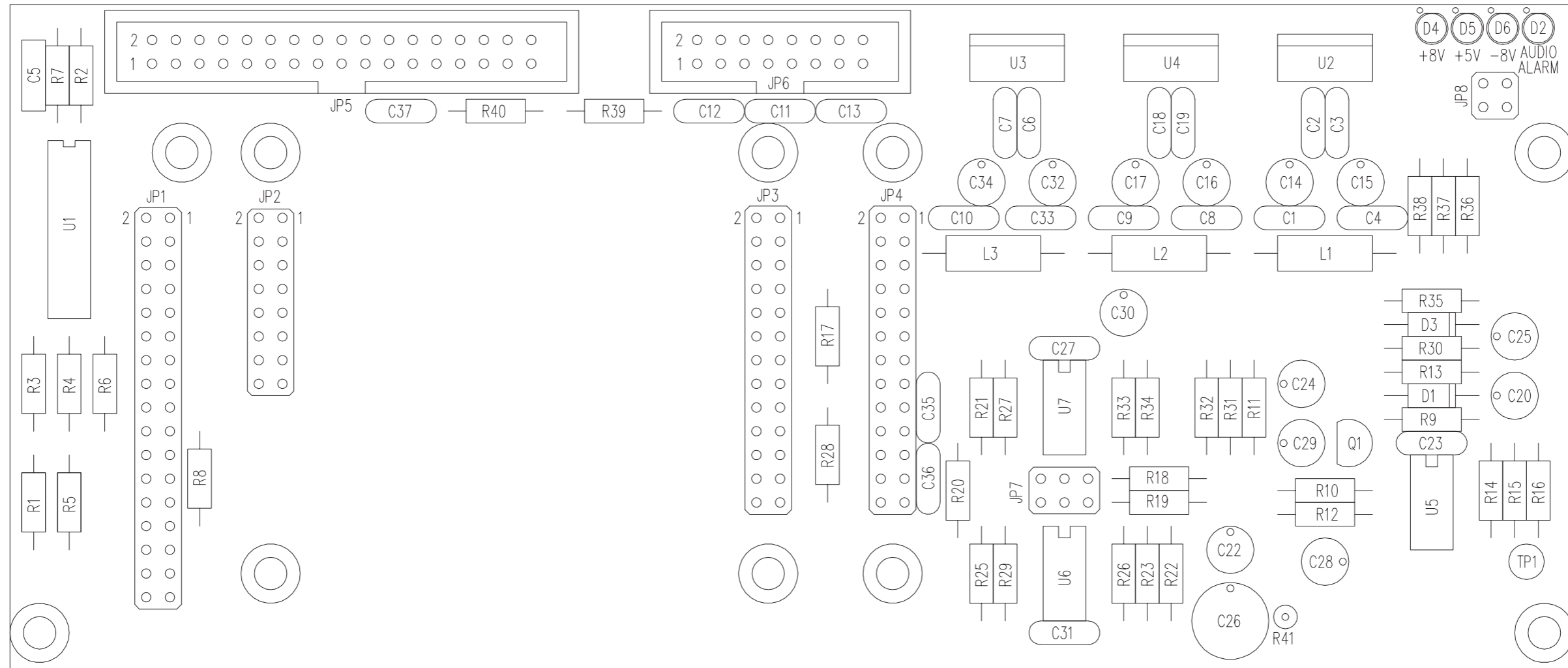
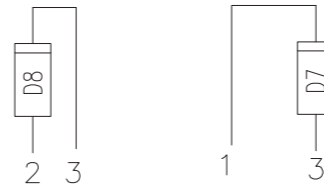
Nome Progetto:	PTX - LCD	Data:	Monday, January 02, 2016	Pagina:	1 di 1	Size:	A2
Autore:	Tommasi A.	Revisione:	1.2	Codice Progetto:	087		
Nome PC in Rete:	WVRUTRisciacchi	Autore:		Nome Parte:	Audio Input Card		
File/Cartella:		Autore:		Codice:	SLPTAUDINP05		

SLPTAUDINP05

Audio Input Card Revised: 02/01/2013
SLPTAUDINP05 Revision: 1.2
PTX - LCD
_057
Tommasi A.

Item	Quantity	Reference	Part	Description
1	1	CS1	CSPTAUDINP05	Circuito stampato
2	6	C1, C2, C17, C19, C21, C23	10pF	Cond. SMD 0805
3	28	C3, C4, C5, C6, C9, C10, C18, C26, C27, C28, C29, C30, C31, C32, C33, C34, C35, C36, C38, C40, C55, C56, C57, C58, C69, C70, C71, C82	0.1uF	Cond. SMD 0805
4	15	C7, C8, C16, C37, C39, C41, C61, C62, C63, C64, C65, C66, C67, C68, C81	10uF	Cond. Elett. SMD d. 4mm
5	2	C59, C60	4.7uF/16V TantalioSIZE-A	Cond. Tantalio SIZE-A
6	5	C11, C12, C13, C14, C15	2.2uF	Cond. Elett. SMD d. 4mm
7	3	C42, C43, C44	470pF	Cond. SMD 0805
8	5	C45, C47, C49, C52, C53	10nF	Cond. SMD 0805
9	10	C46, C48, C50, C51, C54, C72, C73, C74, C75, C76	0.47uF	Cond. SMD 0805
10	4	C77, C78, C79, C80	33pF	Cond. SMD 0805
11	2	DL1, DL2	LED-V	LED SMD 0805
12	5	D3, D5, D8, D9, D12	NC	Diode SMD SOT23
13	5	D4, D6, D7, D10, D11	HSMS2802	Doppio Diode SMD SOT23
14	1	D13	BAS32L	MINIMELF SMD Diode
15	5	D14, D15, D16, D17, D18	BAV99	Doppio Diode SMD SOT23
16	5	FIX1, FIX2, FIX3, FIX4, FIX5	FIX35	Foro fissaggio 3.5mm
17	1	JP1	STM34D	Strip maschio 17+17 pin
18	2	JP2, JP3	STM12D	Strip maschio 12 pin doppia fila
19	1	JP6	NC	Strip femmina 40 pin
20	5	JP8, JP9, JP10, JP11, JP13	STM03S	Strip maschio 3 pin
21	1	JP12	STM06D	Strip maschio 3+3 pin
22	4	J1, J2, J3, J4	GNDCC	Non e' un componente
23	2	J5, J6	J5MD	Pad SMD a saldare
24	1	Q1	BC847	Trans. NPN SOT23
25	1	RY1	RLYTQ2V12	Rele' TQ2
26	22	R1, R2, R3, R9, R37, R41, R42, R43, R44, R55, R56, R73, R85, R86, R96, R103, R104, R105, R106, R107, R108, R109	10K0	Res. SMD 0805 1%
27	2	R4, R5	47H0	Res. SMD 0805 1%
28	3	R6, R7, R8	20K0	Res. SMD 0805 1%
29	3	R10, R21, R78	11K8	Res. SMD 0805 1%
30	3	R11, R22, R79	10K5	Res. SMD 0805 1%
31	7	R12, R23, R38, R39, R45, R46, R80	9K31	Res. SMD 0805 1%
32	3	R13, R75, R81	8K25	Res. SMD 0805 1%
33	4	R14, R30, R76, R77	4K99	Res. SMD 0805 1%
34	2	R15, R31	7K87	Res. SMD 0805 1%
35	2	R16, R32	12K4	Res. SMD 0805 1%
36	2	R17, R33	19K6	Res. SMD 0805 1%
37	2	R18, R34	30K9	Res. SMD 0805 1%
38	2	R19, R35	49K9	Res. SMD 0805 1%
39	2	R20, R36	78K7	Res. SMD 0805 1%
40	5	R24, R25, R57, R60, R63	100K0	Res. SMD 0805 1%
41	5	R26, R27, R58, R61, R64	93K1	Res. SMD 0805 1%
42	5	R28, R29, R59, R62, R65	1K0	Res. SMD 0805 1%
43	6	R40, R47, R89, R90, R100, R102	16K5	Res. SMD 0805 1%
44	8	R48, R49, R50, R51, R68, R69, R70, R97	1M0	Res. SMD 0805 1%
45	2	R52, R93	4K7	Res. SMD 0805 1%
46	2	R66, R67	2K2	Res. SMD 0805 1%
47	1	R74	33K0	Res. SMD 0805 1%
48	3	R82, R83, R84	1K10	Res. SMD 0805 1%
49	2	R87, R91	604H0	Res. SMD 0805 1%
50	1	R94	51H0	Res. SMD 0805 1%
51	2	R98, R99	10H0	Res. SMD 0805 1%
52	1	R101	18K7	Res. SMD 0805 1%
53	5	R112, R113, R114, R115, R116	22H0	Res. SMD 0805 1%
54	1	R110	NC	Res. SMD 0805 1%
55	8	TP1, TP2, TP3, TP4, TP5, TP6, TP7, TP8	NC	Test point
56	2	U1, U2	4094SMD	Shift Reg. SMD SO16
57	4	U3, U4, U5, U6	4051SMD	Analog Switch SMD SO16
58	2	U7, U8	TL074SMD	Quad Op. SMD SO14
59	6	U9, U10, U11, U12, U13, U14	TL072SMD	Dual Op. SMD SO8
60	2	U15, U17	LM78M08	Stabilizzatore SMD DPAK
61	1	U16	LM79M08	Stabilizzatore SMD DPAK
62	2	VR1, VR2	S12	Varistor

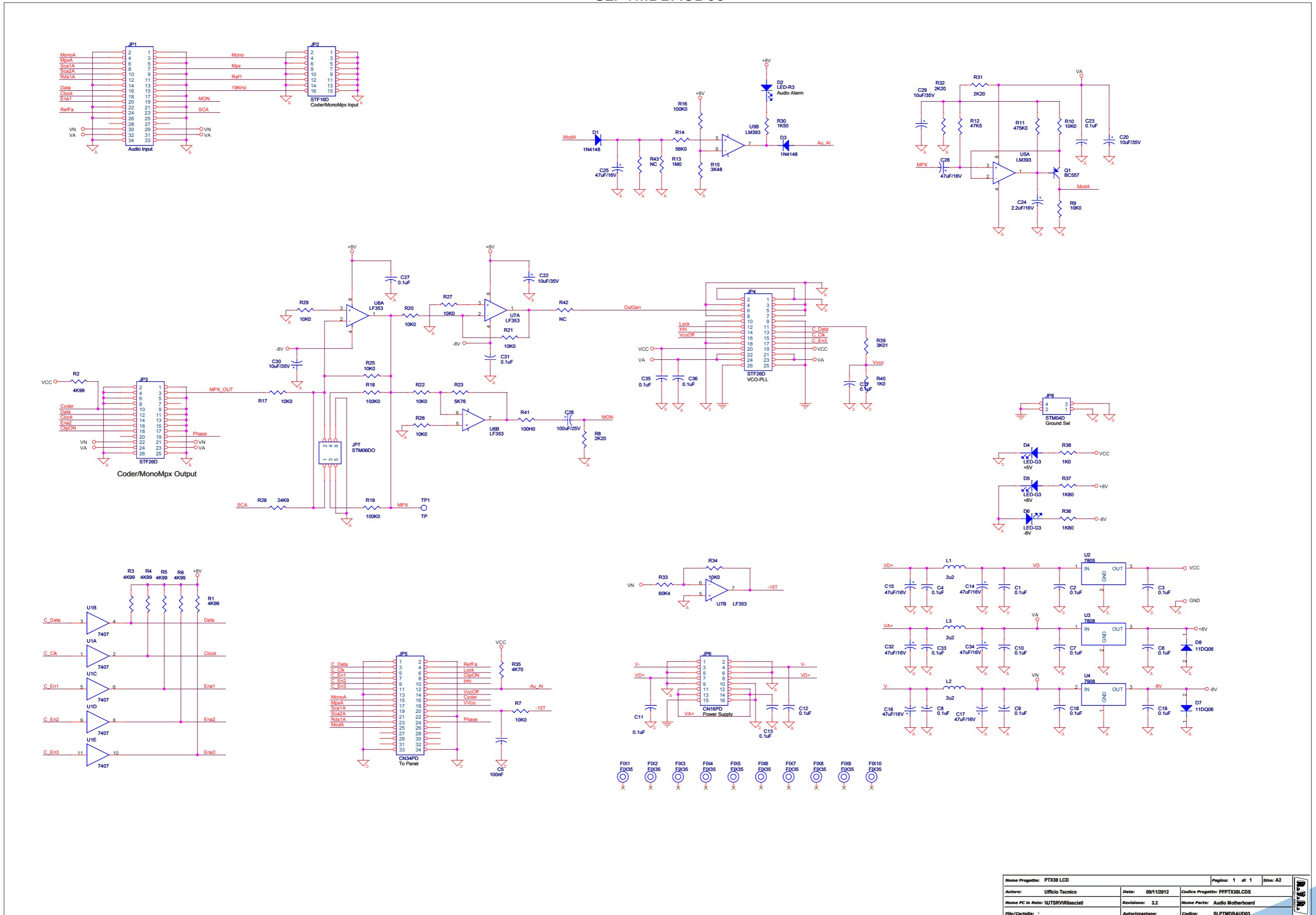
MONTATI SOTTO I RELATIVI INTEGRATI TO220



Nome Progetto: PTX30 LCD		Pagina: 1 di 1	Size: A4
Autore: Ufficio Tecnico	Data: 13/11/2012	Codice Progetto: PFPTX30LCDS	
Nome PC in Rete: \\RVRUT\PROGETTI	Revisione: 3.2	Nome Parte: AUDIO MOTHERBOARD	
File/Cartella: /	Autorizzazione:	Codice: SLPTMDBAUD03	
Scala: /	Materiale: /	Trattamento: /	Profilo: /



SLPTMDBAUD03

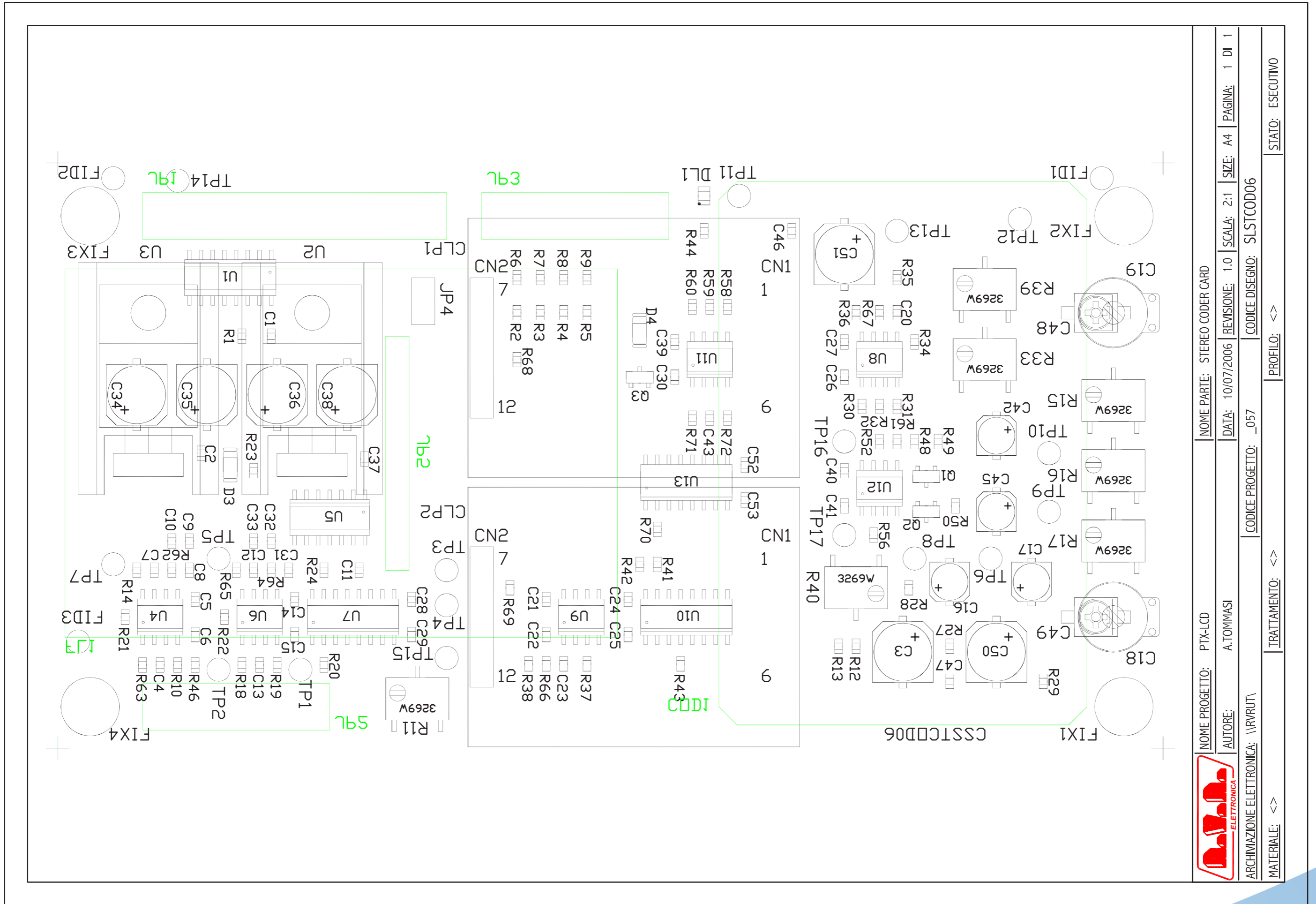


Nome Progetto: PTX30 LCD	Page: 1 di 1	Scale: A2
Autore: Ufficio Tecnico	Data: 09/11/2012	Codice Progetto: PPTX30LCDS
Nome PC in Rete: WUTSRVRIasciati	Revisione: 3.2	Nome Parte: Audio Motherboard
File/Cartella: 1	Autorizzazione:	Codice: SLPTMDBAUD03

SLPTMDBAUD03

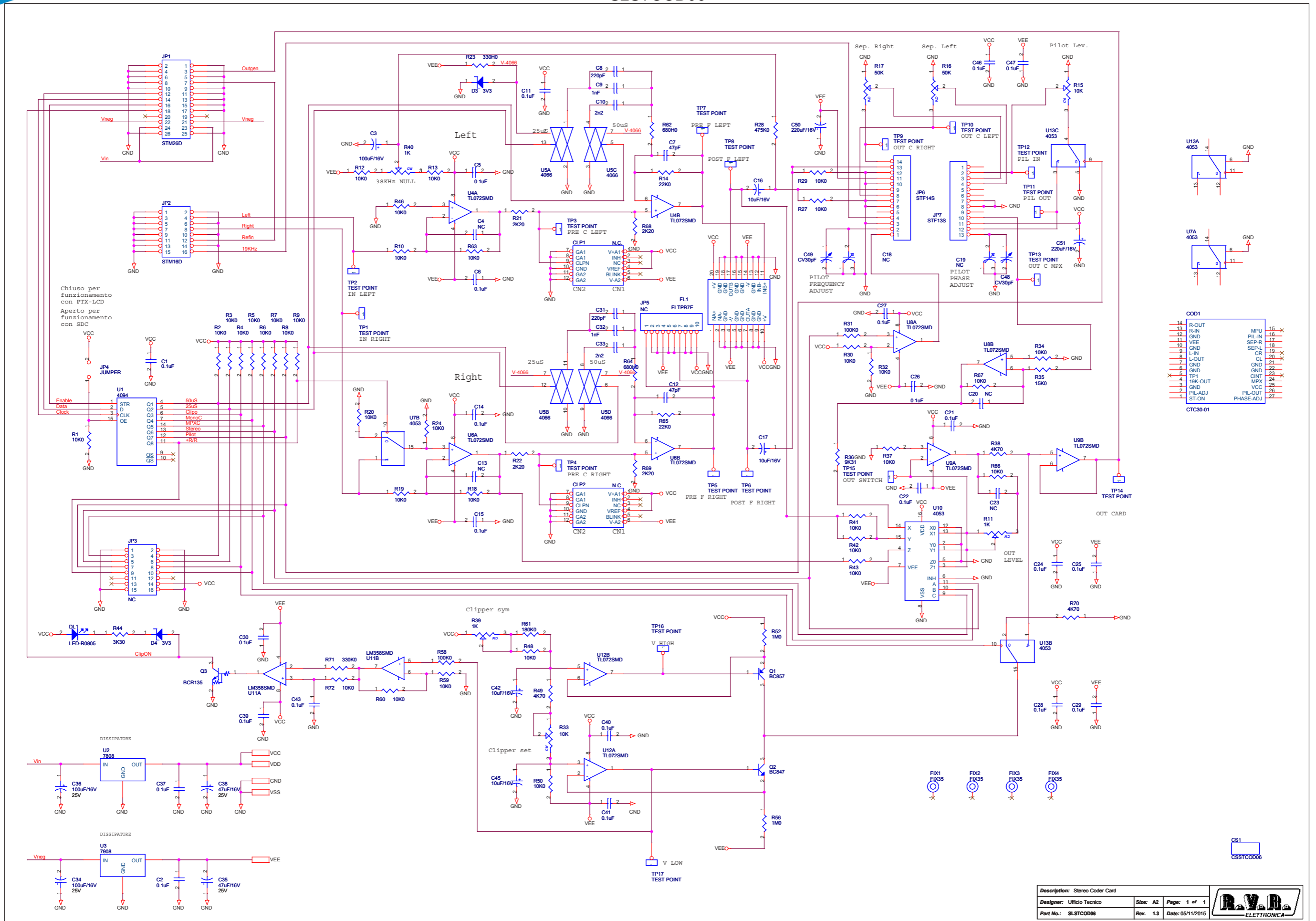
Audio Motherboard Revised: Tuesday, November 13, 2012
 SLPTMDBAUD03 Revision: 3.2
 PTX30 LCD
 PFPTX30LCDS
 Ufficio Tecnico

Item	Quantity	Reference	Part	Description
1	21	C1, C2, C3, C4, C6, C7, C8, C9, C10, C11, C12, C13, C18, C19, C23, C27, C31, C33, C35, C36, C37	0.1uF	Cond. ceramico p 5mm
2	1	C5	100nF	Cond. Poliestere p 5mm
3	8	C14, C15, C16, C17, C25, C28, C32, C34	47uF/16V	Cond. Elettr. Vert.
4	4	C20, C22, C29, C30	10uF/35V	Cond. Elettr. Vert.
5	1	C24	2.2uF/16V	Cond. Elettr. Vert.
6	1	C26	100uF/25V	Cond. Elettr. Vert.
7	2	D1, D3	1N4148	Diodo in vetro DO35
8	1	D2	LED-R3	LED dia. 3mm
9	3	D4, D5, D6	LED-G3	LED dia. 3mm
10	2	D7, D8	11DQ06	Diodo plastico DO41
11	10	FIX1, FIX2, FIX3, FIX4, FIX5, FIX6, FIX7, FIX8, FIX9, FIX10	FIX35	Foro fissaggio 3.5mm
12	1	JP1	Audio Input	Strip maschio 17+17 pin
13	1	JP2	STF16D	Strip femmina 8+8 pin
14	2	JP3, JP4	STF26D	Strip femmina 13+13 pin
15	1	JP5	CN34PD	Connettore 34 poli Flat cs
16	1	JP6	CN16PD	Connettore 16 poli Flat cs
17	1	JP7	STM06DO	Strip maschio 3+3 pin
18	1	JP8	STM04D	Strip maschio 2+2 pin
19	3	L1, L2, L3	2u2	Induttanza cilindrica
20	1	Q1	BC557	Trans. PNP TO92
21	6	R1, R2, R3, R4, R5, R6	4K99	Res. 1/4W 1%
22	12	R7, R9, R10, R17, R20, R21, R22, R25, R26, R27, R29, R34	10K0	Res. 1/4W 1%



NOME PARTE: STEREO CODER CARD	DATA: 10/07/2000	REVISIONE: 1.0	SCALA: 2:1	SIZE: 4*	PAGINA: 1 DI 1
NOME PROGETTO: PTX-LCD	AUTORE: A.TOMMASI	CODICE PROGETTO: 057_			
ARCHIVIAZIONE ELETTRONICA: \\VRUIT		CODICE DISEGNO: SLSTCOD06			
MATERIALE: <>	IRATTAMENTO: <>	PROFILO: <>	STATO: ESECUTIVO		

SLSTCOD06



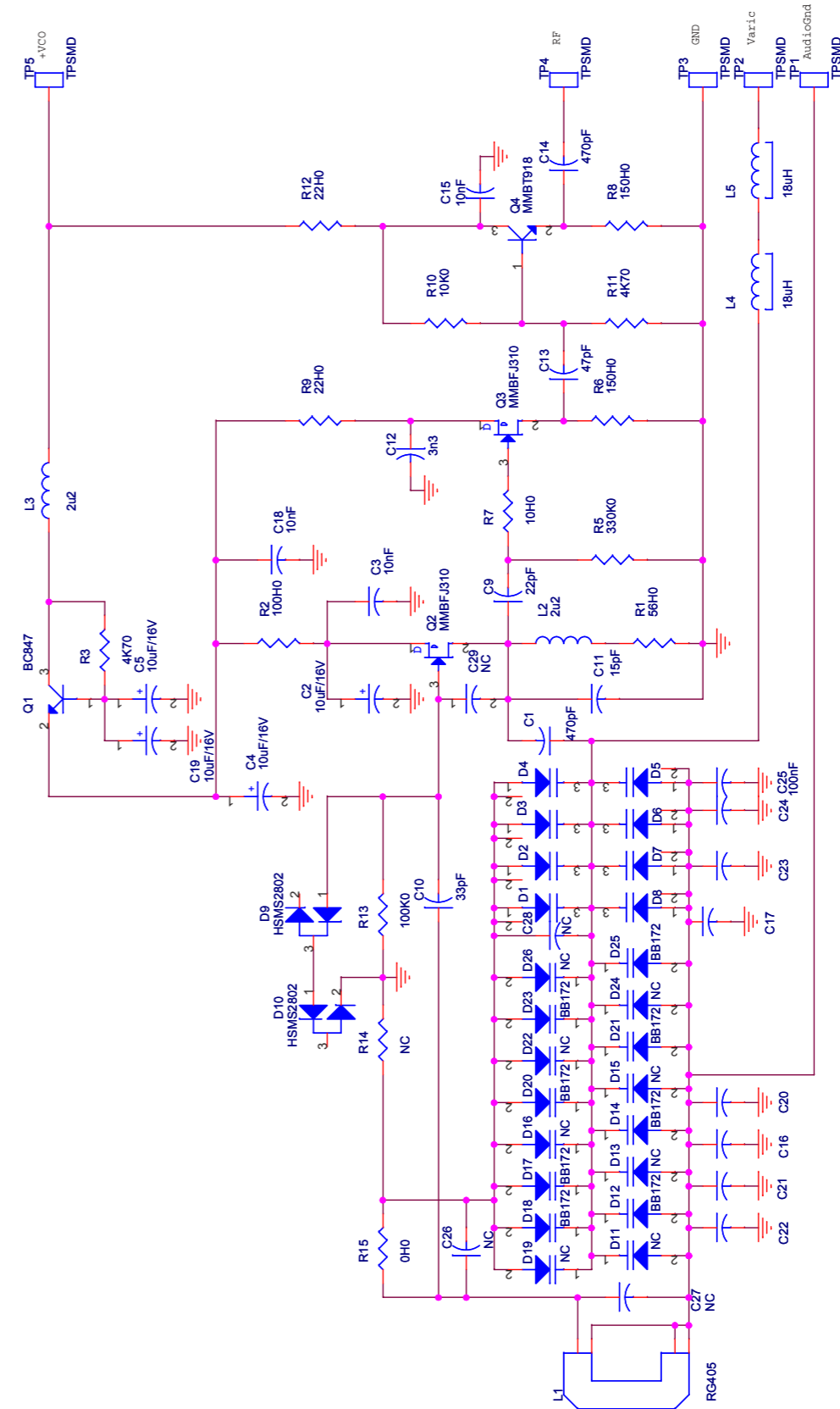
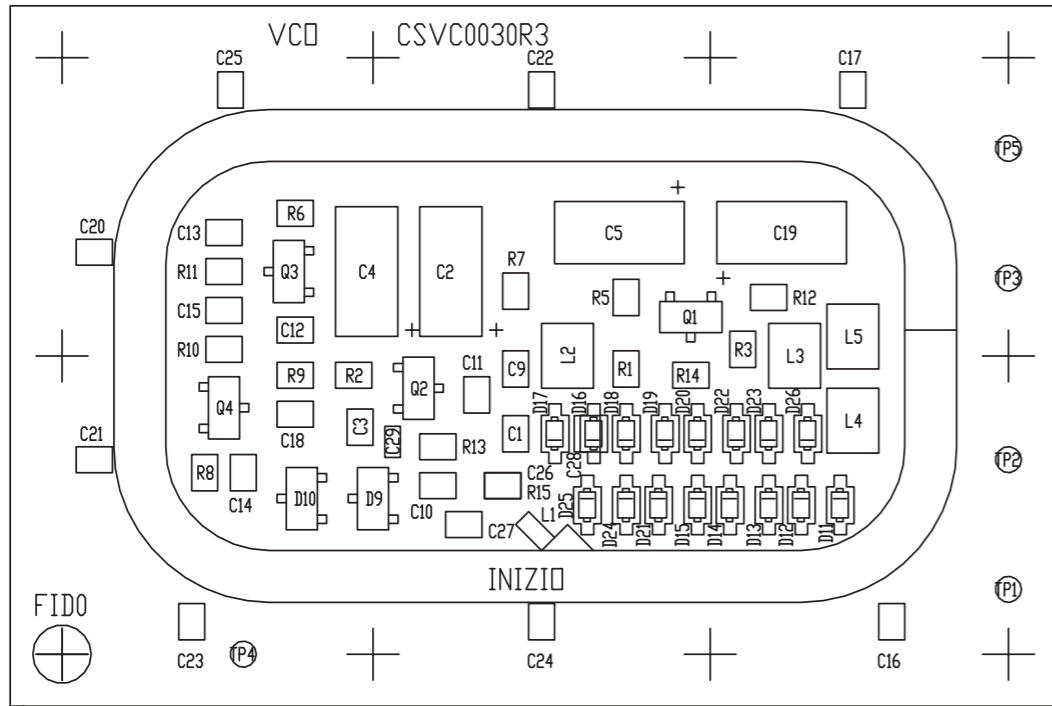
SLSTCOD06

STEREO CODER CARD Revised: 05/11/2015
SLSTCOD06 Revision: 1.3
Ufficio Tecnico

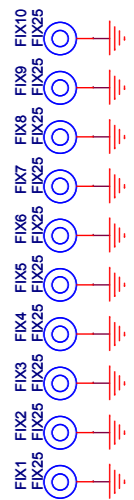
Item	Quantity	Reference	Part	Description
1	2	CLP1,CLP2	N.C.	Scheda option
2	1	COD1	CTC30-01	Coder stereo IRV30CT
3	1	CS1	CSSTCOD06	Circuito stampato
4	23	C1,C2,C5,C6,C11,C14,C15, C21,C22,C24,C25,C26,C27, C28,C29,C30,C37,C39,C40, C41,C43,C46,C47	0.1uF	Cond. ceramico 0603/0805
5	3	C3,C34,C36	100uF/16V	Cond. elett SMD dia 6mm
6	4	C4,C13,C20,C23	NC	Cond. ceramico 0603/0805
7	2	C7,C12	47pF	Cond. ceramico 0805
8	2	C8,C31	220pF	Cond. ceramico 0805
9	2	C9,C32	1nF	Cond. ceramico 0805 2%
10	2	C10,C33	2n2	Cond. ceramico 0805 2%
11	4	C16,C17,C42,C45	10uF/16V	Cond. elet. SMD dia 4mm
12	1	C18	NC	Comp. ceramico dia. 7mm
13	1	C19	NC	Comp. ceramico dia. 7mm
14	2	C35,C38	47uF/16V	Cond. elettrolitico
15	2	C48,C49	CV30pF	Comp. var. Murata TZB4B
16	2	C50,C51	220uF/16V	Cond. elettrolitico
17	1	DL1	LED-R0805	LED SMD 0805
18	2	D3,D4	3V3	MINIMELF SMD Zener Diode
19	4	FIX1,FIX2,FIX3,FIX4	FIX35	Foro fissaggio 3.5mm
20	1	FL1	FLTPB7E	Filtro Audio Stereo Positron
21	1	JP1	STM26D	Connettore 26 poli Flat cs
22	1	JP2	STM16D	Connettore 16 poli Flat cs
23	1	JP3	NC	Connettore 16 poli Flat cs
24	1	JP4	JUMPER	Jumper 2 PIN
25	1	JP5	NC	Strip femmina 10 pin
26	1	JP6	STF14S	Strip femmina 14 pin
27	1	JP7	STF13S	Strip femmina 13 pin
28	1	Q1	BC857	Trans. PNP SOT23
29	1	Q2	BC847	Trans. NPN SOT23
30	1	Q3	BCR135	Trans./Res. NPN SOT23
31	35	R1,R2,R3,R4,R5,R6,R7,R8, R9,R10,R12,R13,R18,R19, R20,R24,R27,R29,R30,R32, R34,R36,R37,R41,R42,R43, R46,R48,R50,R59,R60,R63, R66,R67,R72	10K0	Res.0805 1%
32	1	R71	330K0	Res.0805 1%
33	3	R11,R39,R40	1K	Trimmer Rg V 3269W SMD
34	2	R14,R65	22K0	Res.0805 1%
35	2	R15,R33	10K	Trimmer Rg V 3269W SMD
36	2	R16,R17	50K	Trimmer Rg V 3269W SMD
37	4	R21,R22,R68,R69	2K20	Res.0805 1%
38	1	R23	330H0	Res.0805 1%
39	1	R28	475K0	Res.0805 1%
40	2	R31,R58	100K0	Res.0805 1%
41	1	R35	15K0	Res.0805 1%
42	1	R36	9K31	Res.0805 1%
43	3	R38,R49,R70	4K70	Res.0805 1%
44	1	R44	3K30	Res.0805 1%
45	2	R52,R56	1M0	Res.0805 1%
46	1	R61	180K0	Res.0805 1%
47	2	R62,R64	680H0	Res.0805 1%
48	17	TP1,TP2,TP3,TP4,TP5,TP6, TP7,TP8,TP9,TP10,TP11, TP12,TP13,TP14,TP15,TP16, TP17	NC	TP1



Description:	VCO CARD
Designer:	Tommasi A., De Donno G.
Part No.:	SLVC0030R03V01
Size:	A4
Page:	1 of 1
Rev.:	1.1
Date:	24/07/2015



L1 = Cavo schermato semirigido 17cm estremita' calza



	PRODUCT NAME:	PTX-LCD	PART NAME:	VCO CARD	
	DESIGNER:	A. TOMMASI	DATE:	23/07/2015	
ARCHIVING:	"RVRUT" SERVER, "RILASCIATI" FOLDER	PROJECT CODE:	057	DOCUMENT CODE:	SLVC0030R03V01
		REVISION:	1.1	SCALE:	3:1
		SIZE:	A4	PAGE:	1 DI 1

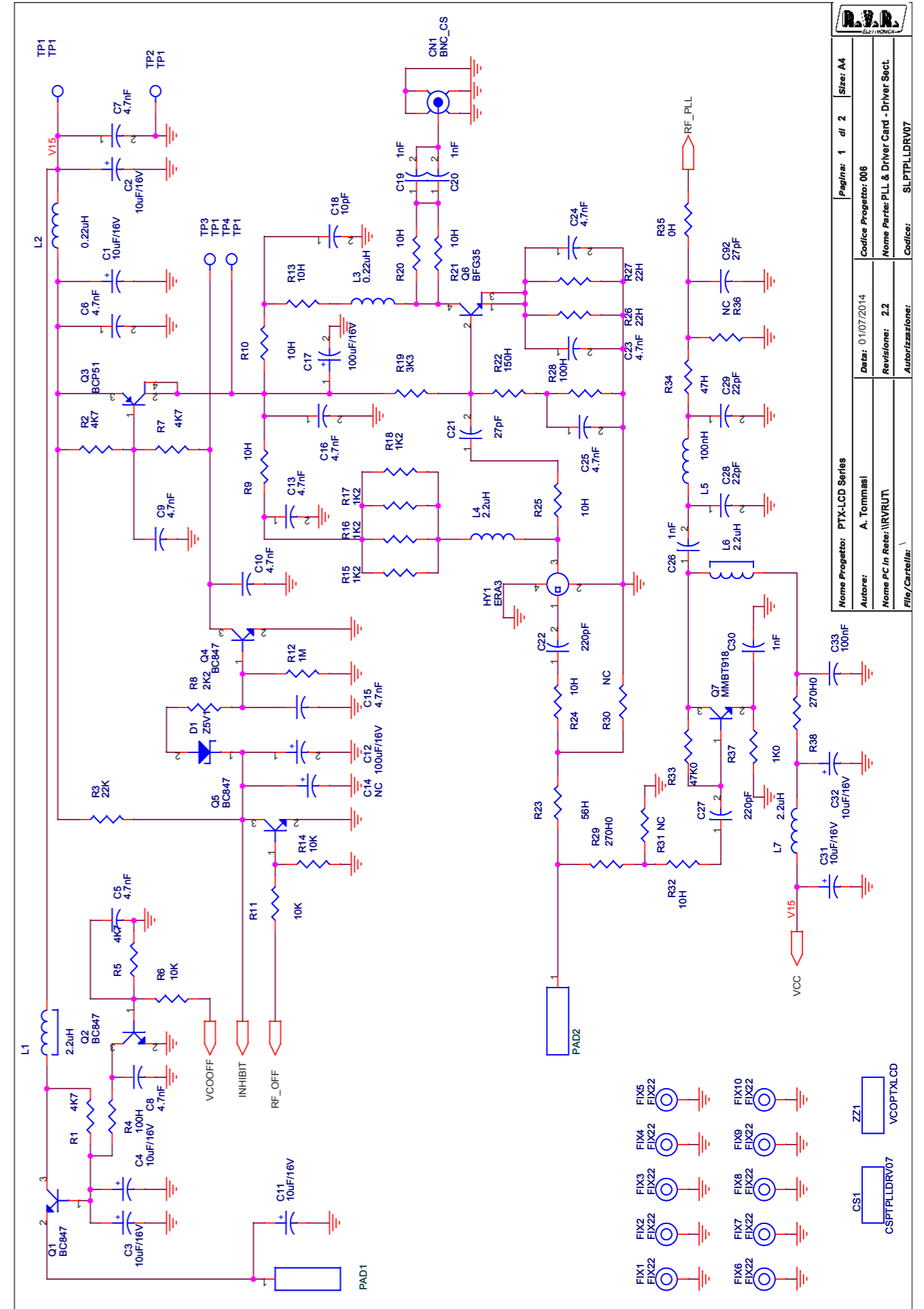
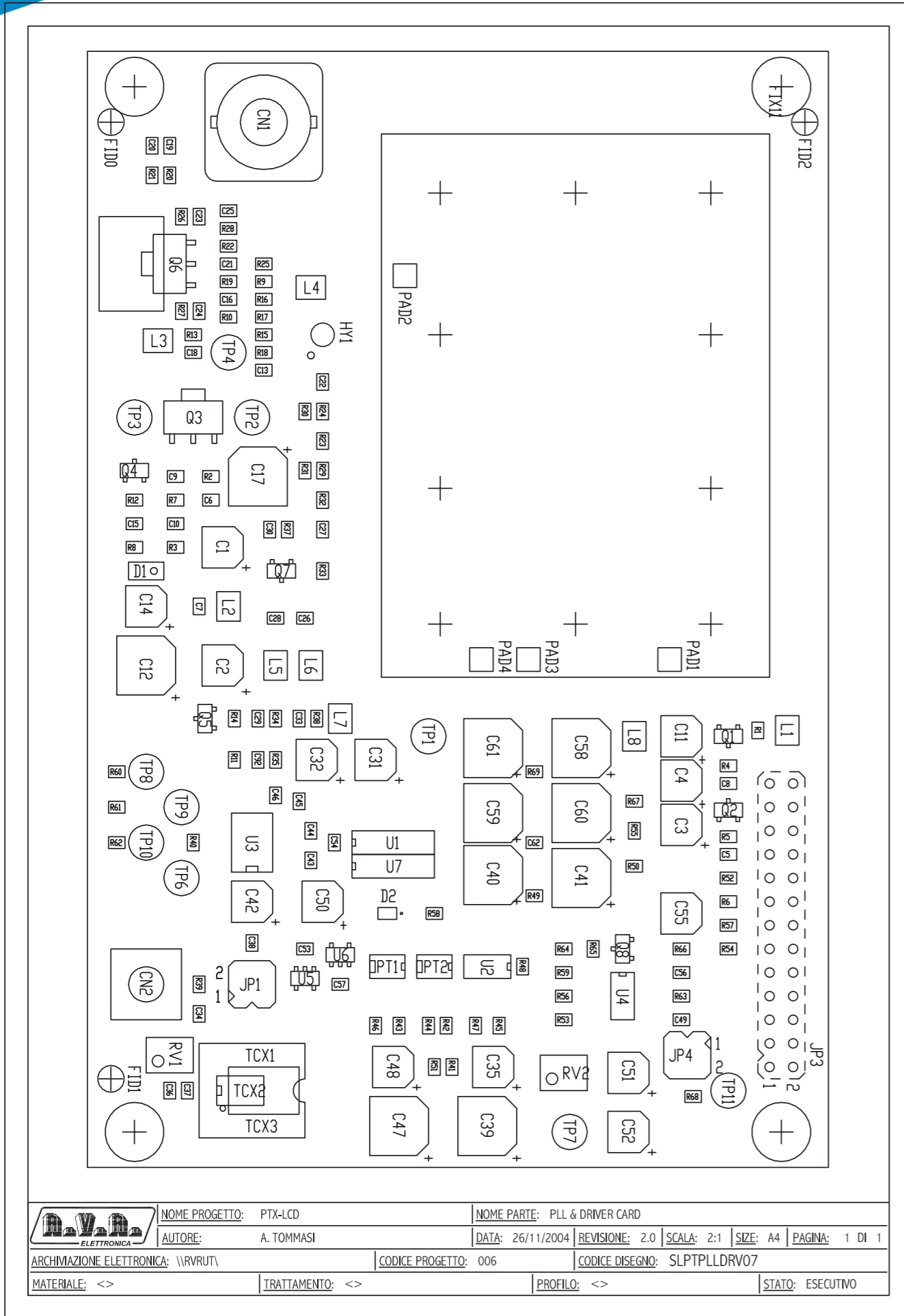
SLVC0030R03V01

VCO CARD Revised: 20/07/2015
SLVC0030R03V01 Revision: 1.1
Tommasi A.; De Donno G.
RVR

Tommasi A.

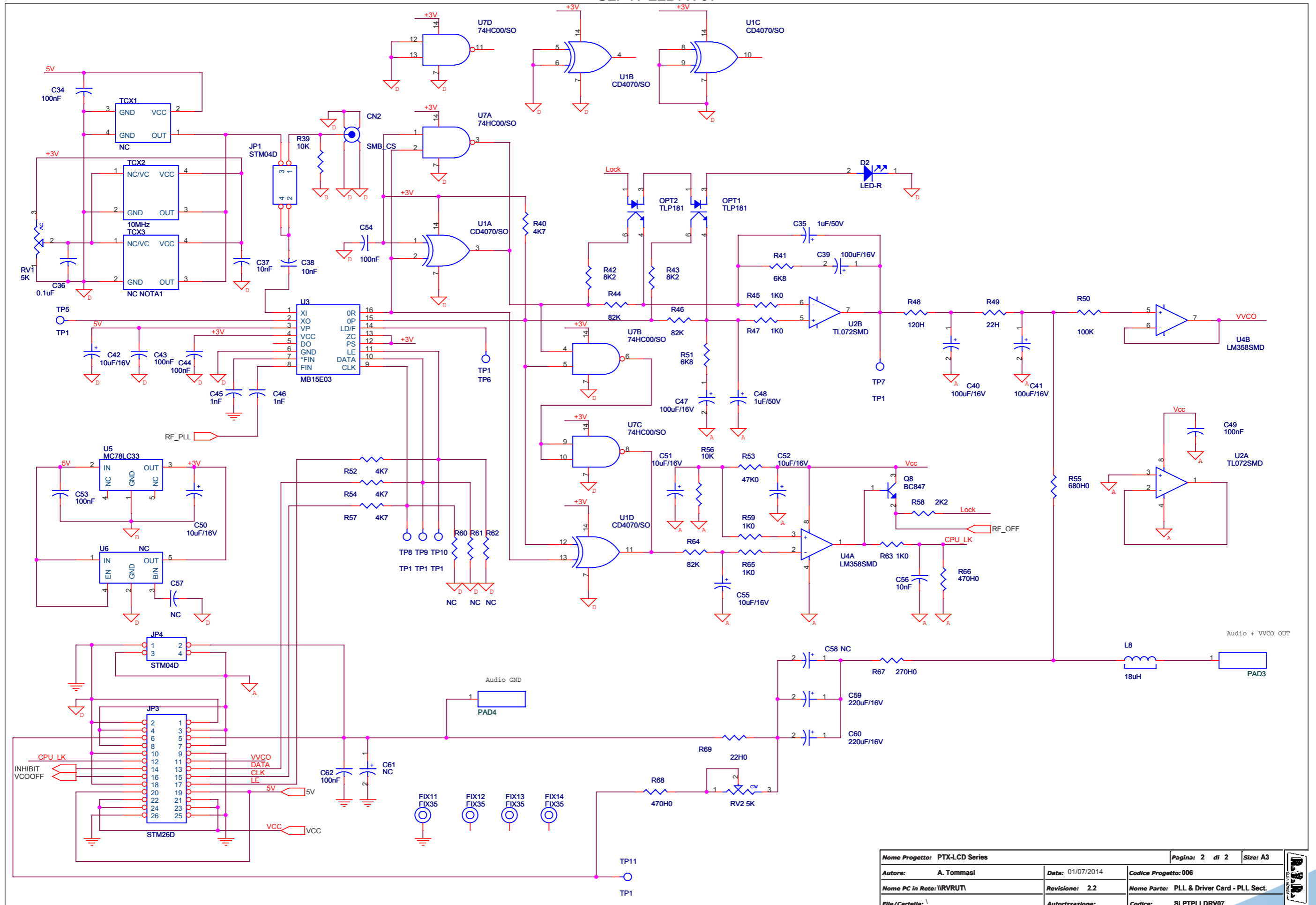
Item	Quantity	Reference	Part	Description
1	1	CS1	CSVC0030R3	Circuito stampato
2	2	C1,C14	470pF	Cond. SMD 0805
3	4	C2,C4,C5,C19	10uF/16V	Cond. Elett. SMD tant. size C
4	3	C3,C15,C18	10nF	Cond. SMD 0805
5	1	C9	22pF	Cond. SMD 0805
6	1	C10	33pF	Cond. SMD 0805
7	1	C11	15pF	Cond. SMD 0805
8	1	C12	3n3	Cond. SMD 0805
9	1	C13	47pF	Cond. SMD 0805
10	8	C16,C17,C20,C21,C22,C23, C24,C25	100nF	Cond. SMD 0805
11	3	C26,C27,C28	NC	Cond. SMD 0805
12	1	C29	NC	Cond. SMD 0603
13	8	D1,D2,D3,D4,D5,D6,D7,D8	NC	Diodo Varicap SMD SOT23
14	2	D9,D10	HSMS2802	Doppio Diodo SMD SOT23
15	8	D11,D13,D15,D16,D19,D22, D24,D26	NC	Diodo varicap SOD323
16	8	D12,D14,D17,D18,D20,D21, D23,D25	BB172	Diodo varicap SOD323
17	10	FIX1, FIX2, FIX3, FIX4, FIX5, FIX6, FIX7, FIX8, FIX9, FIX10	FIX25	Foro fissaggio 2.5mm
18	1	L1	RG405	Induttanza a cavo RG
19	2	L2,L3	2u2	Induttanza SMD 3225 (1210)
20	2	L4,L5	18uH	Induttanza SMD 3225 (1210) Schermata
21	1	Q1	BC847	Trans. NPN SOT23
22	2	Q2,Q3	MMBFJ310	Trans. FET SOT23
23	1	Q4	MMBT918	Trans. NPN SOT23
24	1	R1	56H0	Res. SMD 0805 1%
25	1	R2	100H0	Res. SMD 0805 1%
26	2	R3,R11	4K70	Res. SMD 0805 1%
27	1	R5	330K0	Res. SMD 0805 1%
28	2	R6,R8	150H0	Res. SMD 0805 1%
29	1	R7	10H0	Res. SMD 0805 1%
30	2	R9,R12	22H0	Res. SMD 0805 1%
31	1	R10	10K0	Res. SMD 0805 1%
32	1	R13	100K0	Res. SMD 0805 1%
33	1	R14	NC	Res. SMD 0805 1%
34	1	R15	0H0	Res. SMD 0805 1%
35	5	TP1,TP2,TP3,TP4,TP5	TPSMD	Piazzola SMD

SLPTPLLDREV07



Nome Progetto: PTX-LCD Series	Pagina: 1 di 2	Size: A4
Autore: A. Tommasi	Codice Progetto: 006	
Nome PC in Rete: \VRVUT	Data: 01/07/2014	
File/Cartella: \	Revisione: 2.2	
	Autore/Revisione:	
	Nome Parte: PLL & Driver Card - Driver Sect.	
	Codice:	SLPTPLLDREV07

SLPTPLLDREV07



Nome Progetto: PTX-LCD Series		Pagina: 2 di 2	Size: A3
Autore: A. Tommasi	Data: 01/07/2014	Codice Progetto: 006	
Nome PC in Rete: \RVR\UT\	Revisione: 2.2	Nome Parte: PLL & Driver Card - PLL Sect.	
File/Cartella: \	Autorizzazione:	Codice: SLPTPLLDREV07	

SLPTPLLDRV07

PLL & Driver Card Revised: 01/07/2014
SLPTPLLDRV07 Revision: 2.2
PTX-LCD Series
006

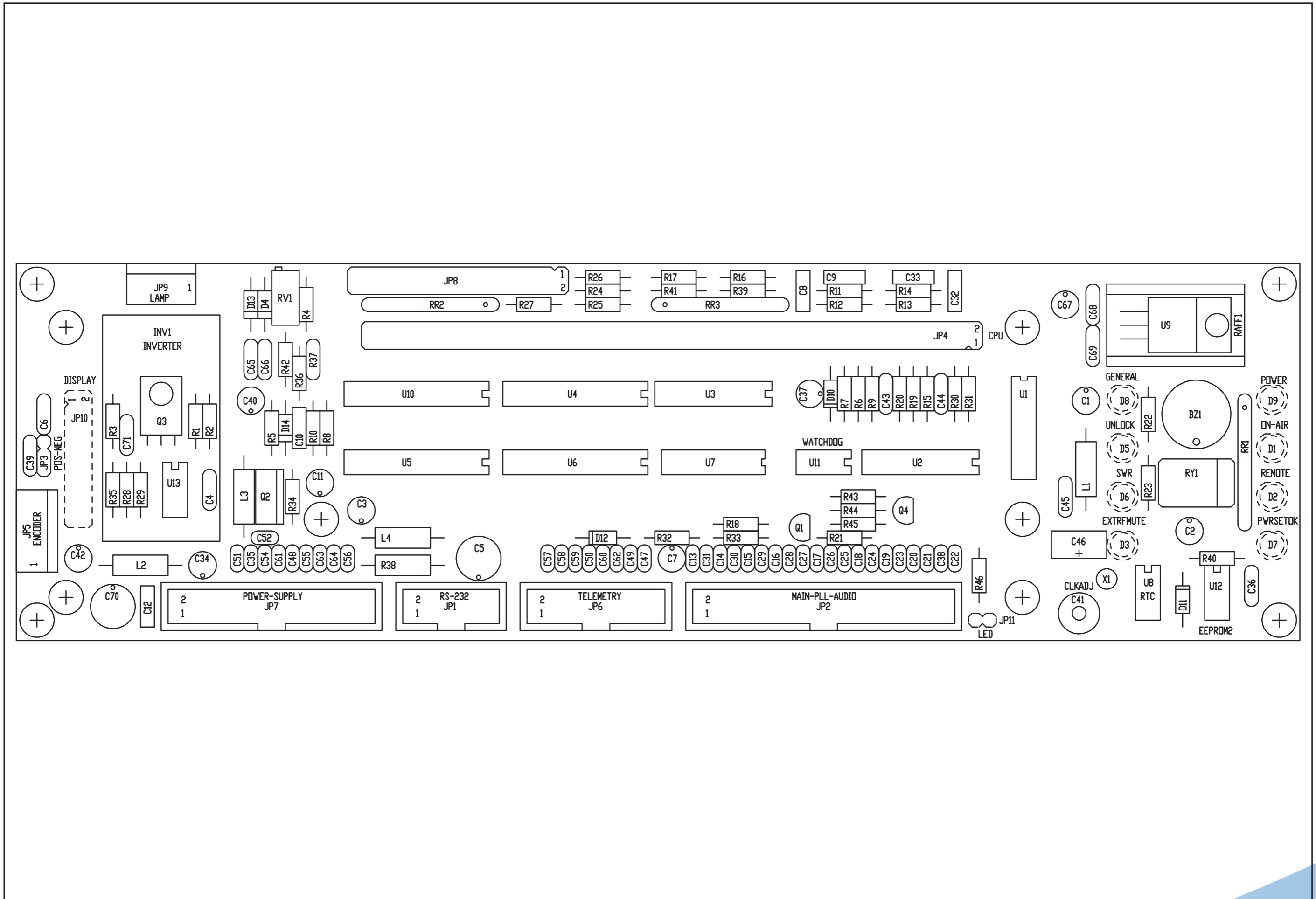
A. Tommasi

Item	Quantity	Reference	Part	Description
1	1	CN1	BNC_CS	Connettore BNC 10x10 cs
2	1	CN2	SMB_CS	Connettore SMB cs
3	1	CS1	CSPTPLLDRV07	Circuito stampato
4	12	C1, C2, C3, C4, C11, C31, C32, C42, C50, C51, C52, C55	10uF/16V	Cond. Elett. SMD d. 4mm
5	12	C5, C6, C7, C8, C9, C10, C13, C15, C16, C23, C24, C25	4.7nF	Cond. SMD 0805
6	6	C12, C17, C39, C40, C41, C47	100uF/16V	Cond. Elett. SMD d. 6.3mm
7	1	C14	NC	Cond. Elett. SMD d. 4mm
8	1	C18	10pF	Cond. SMD 0805
9	6	C19, C20, C26, C30, C45, C46	1nF	Cond. SMD 0805
10	2	C21, C92	27pF	Cond. SMD 0805
11	2	C22, C27	220pF	Cond. SMD 0805
12	2	C28, C29	22pF	Cond. SMD 0805
13	9	C33, C34, C36, C43, C44, C49, C53, C54, C62	100nF	Cond. SMD 0805
14	2	C35, C48	1uF/50V	Cond. Elett. SMD d. 4mm
16	3	C37, C38, C56	10nF	Cond. SMD 0805
17	1	C57	NC	Cond. SMD 0805
18	2	C58, C61	NC	Cond. Elett. SMD d. 6.3mm
19	2	C59, C60	220uF/16V	Cond. Elett. SMD d. 6.3mm
20	1	D1	Z5V1	MINIMELF SMD Zener Diode
21	1	D2	LED-R	LED SMD 0805
22	10	FIX1, FIX2, FIX3, FIX4, FIX5, FIX6, FIX7, FIX8, FIX9, FIX10	FIX22	Foro fissaggio 2.2mm
23	4	FIX11, FIX12, FIX13, FIX14	FIX35	Foro fissaggio 3.5mm
24	1	HY1	ERA3	Ibrido MAR/ERA
25	2	JP1, JP4	STM04D	Strip maschio 2+2 pin
26	1	JP3	STM26D	Strip maschio 13+13 pin
27	2	L1, L6	2.2uH	Induttanza SMD 3225 (1210) Schermata
28	2	L2, L3	0.22uH	Induttanza SMD 3225 (1210)
29	2	L4, L7	2.2uH	Induttanza SMD 3225 (1210)
30	1	L5	100nH	Induttanza SMD 3225 (1210)
31	1	L8	18uH	Induttanza SMD 3225 (1210) Schermata
32	2	OPT1, OPT2	TLP181	Optoisolatore SMD SO6
33	4	PAD1, PAD2, PAD3, PAD4	PAD2525	Pad a saldare 2.5x2.5 mm
34	5	Q1, Q2, Q4, Q5, Q8	BC847	Trans. NPN SOT23
35	1	Q3	BCP51	Trans. PNP SOT223
36	1	Q6	BFG35	Trans. NPN SOT223
37	1	Q7	MMBT918	Trans. NPN SOT23
38	1	RV1	5K	Trimm. multi SMD PVG5 Murata
39	1	RV2	5K	Trimm. multi SMD PVG5 Murata
40	8	R1, R2, R5, R7, R40, R52, R54, R57	4K7	Res. SMD 0805
41	1	R3	22K	Res. SMD 0805
42	2	R4, R28	100H	Res. SMD 0805
43	5	R6, R11, R14, R39, R56	10K	Res. SMD 0805
44	2	R8, R58	2K2	Res. SMD 0805
45	8	R9, R10, R13, R20, R21, R24, R25, R32	10H	Res. SMD 0805
46	1	R12	1M	Res. SMD 0805
47	4	R15, R16, R17, R18	1K2	Res. SMD 0805
48	1	R19	3K3	Res. SMD 0805
49	1	R22	150H	Res. SMD 0805
50	1	R23	56H	Res. SMD 0805
51	3	R26, R27, R49	22H	Res. SMD 0805
52	3	R29, R38, R67	270H0	Res. SMD 0805
53	6	R30, R31, R36, R60, R61, R62	NC	Res. SMD 0805
54	2	R33, R53	47K0	Res. SMD 0805
55	1	R34	47H	Res. SMD 0805
56	1	R35	0H	Res. SMD 0805
57	6	R37, R45, R47, R59, R63, R65	1K0	Res. SMD 0805
58	2	R41, R51	6K8	Res. SMD 0805
59	2	R42, R43	8K2	Res. SMD 0805
60	3	R44, R46, R64	82K	Res. SMD 0805
61	1	R48	120H	Res. SMD 0805
62	1	R50	100K	Res. SMD 0805
63	1	R55	680H0	Res. SMD 0805
64	2	R66, R68	470H0	Res. SMD 0805
65	1	R69	22H0	Res. SMD 0805
66	1	TCX1	NC	TCXO SMD
67	1	TCX2	10MHz	TCXO SMD 50x32mm
68	1	TCX3	NC NOTA1	TCXO SMD 70x52mm
69	11	TP1, TP2, TP3, TP4, TP5, TP6, TP7, TP8, TP9, TP10, TP11	NC	Test point
70	1	U1	CD4070/SO	Quad XOR SMD SO14
71	1	U2	TL072SMD	Dual Op. SMD SO8
72	1	U3	MB15E03	Integrated PLL
73	1	U4	LM358SMD	Dual Op. SMD SO8
74	1	U5	MC78LC33	Stab. SMD SOT23-5
75	1	U6	NC	Stab. SMD SOT23-5

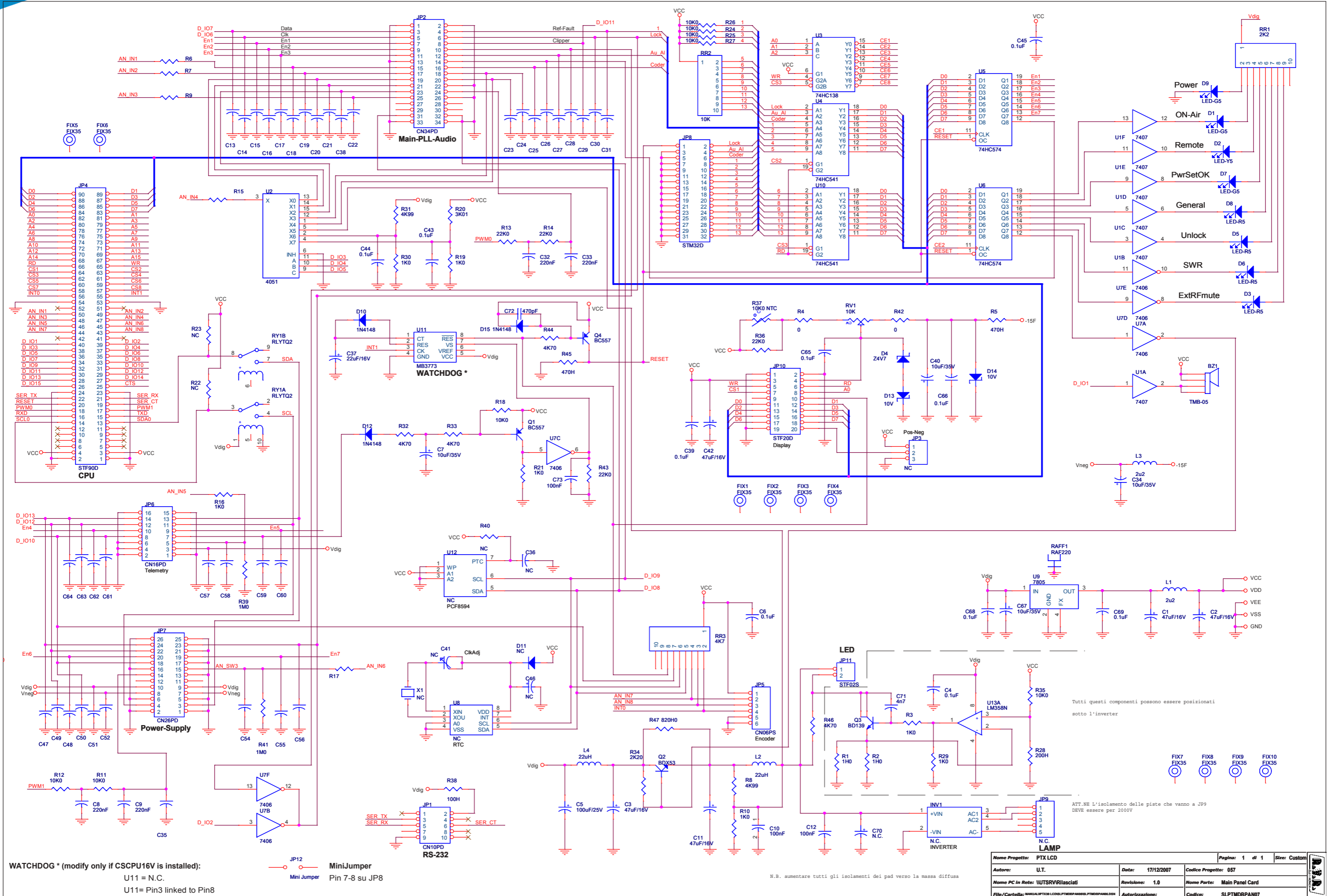
Item	Quantity	Reference	Part	Description
76	1	U7	74HC00/SO	Quad NAND SMD SO14
77	1	ZZ1	VCOPTXLCD	Mettere descrizione

CPU 8 Bit Card Revised: 23/01/2014
SLPTCPU55202 Revision: 3.1
Tommasi; De Donno
_057

Item	Quantity	Reference	Part	Description
1	1	CN1	STM90D	Strip maschio 45+45 pin
2	2	C1, C2	22pF	Cond. ceramico p 5mm
3	1	C7	NC	Cond. ceramico p 5mm
4	3	C8, C19, C24	0.1uF	Cond. ceramico p 5mm
5	4	C10, C11, C20, C25	10uF/50V	Cond. Elettr. Vert.
6	1	C12	10nF	Cond. ceramico p 5mm
7	4	C15, C16, C17, C18	0.1uF	Cond. ceramico multistrato p 5mm
8	9	D1, D2, D3, D4, D5, D6, D7, D8, D9	LED-R3	LED dia. 3mm
9	4	FIX1, FIX2, FIX3, FIX4	FIX35	Foro fissaggio 3.5mm
10	5	JP1, JP2, JP3, JP4, JP5	JUMP	Mini jumper
11	1	J1	STM18D	
12	1	J2	STM08D	
13	2	J3, U11	NC	
14	1	Q1	Q14M74	Quarzo HC18
15	2	RR1, RR2	10K	Rete resistiva 9R
16	1	RR3	2K2	Rete resistiva 9R
17	3	R1, R2, R6	100	Res. 1/4W 5%
18	1	R3	NC	
19	1	R15	1	Res. 1/4W 5%
20	1	U1	80C552	
21	1	U2	74HC138	
22	1	U3	76C256C	
23	1	U4	27C512	
24	1	U5	74HC573	
25	1	U6	74HC541	
26	1	U8	24LC02B	
27	1	U10	MAX202	
28	1	U12	82B715	IIC Bus driver DIP8



SLPTMDBPAN07



Nome Progetto:	PTX LCD	Pagina:	1 di 1	Size:	Custom
Autore:	U.T.	Data:	17/12/2007	Codice Progetto:	057
Nome PC in Rete:	WUTSRV\rlasciati	Revisione:	1.0	Nome Parte:	Main Panel Card
File/Cartella:	MANUAL\PTX30LCD\PTX50LCD\PTX60LCD\PTX100LCD\PTX150LCD	Autorezzazione:		Codice:	SLPTMDBPAN07

SLPTMDBPAN07

Main Panel Card Revised: 17/12/2007
SLPTMDBPAN07 Revision: 1.0
057 PTX-LCD

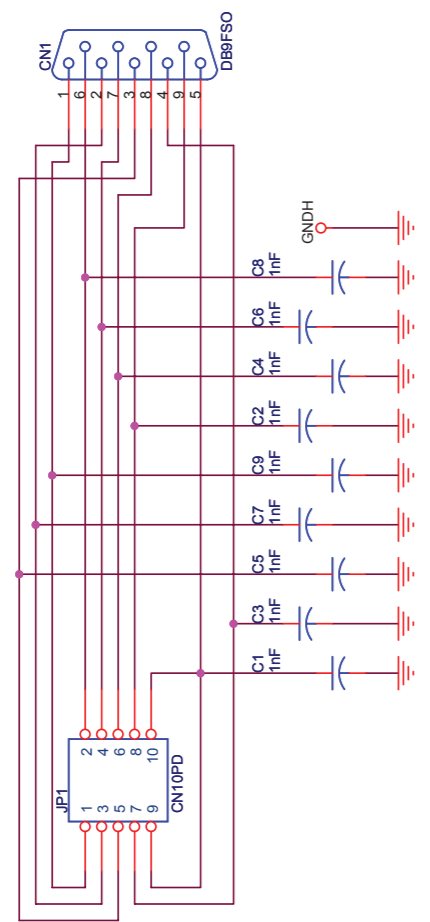
Item	Quantity	Reference	Part	Description
1	1	BZ1	TMB-05	Buzzer TMB-05
2	5	C1,C2,C3,C11,C42	47uF/16V	Cond. Elettr. Vert.
3	10	C4,C6,C39,C43,C44,C45, C65,C66,C68,C69	0.1uF	Cond. ceramico p 5mm
4	1	C5	100uF/25V	Cond. Elettr. Vert.
5	4	C7,C34,C40,C67	10uF/35V	Cond. Elettr. Vert.
6	4	C8,C9,C32,C33	220nF	Cond. Poliestere p 5mm
7	2	C10,C12	100nF	Cond. Poliestere p 5mm
8	35	C13,C14,C15,C16,C17,C18, C19,C20,C21,C22,C23,C24, C25,C26,C27,C28,C29,C30, C31,C35,C38,C47,C48,C49, C50,C54,C55,C56,C58,C59, C60,C61,C62,C63,C64	100pF	Cond. ceramico p 5mm
9	1	C36	NC	
10	1	C37	22uF/16V	Cond. Elettr. Vert.
11	1	C41	NC	
12	4	X1,U8,U12,C46	NC	
13	3	C51,C52,C57	10nF	Cond. ceramico p 5mm
14	1	C70	N.C.	
15	1	C71	4n7	Cond. ceramico p 5mm
16	1	C72	470pF	Cond. ceramico p 5mm
17	1	C73	100nF	Cond. ceramico p 5mm
18	3	D1,D7,D9	LED-G5	LED dia. 5mm
19	1	D2	LED-Y5	LED dia. 5mm
20	4	D3,D5,D6,D8	LED-R5	LED dia. 5mm
21	1	D4	Z4V7	1/2W Zener Diode
22	3	D10,D12,D15	1N4148	Diodo in vetro DO35
23	1	D11	NC	
24	2	D13,D14	10V	1/2W Zener Diode
25	10	FIX1,FIX2,FIX3,FIX4,FIX5, FIX6,FIX7,FIX8,FIX9, FIX10	FIX35	Foro fissaggio 3.5mm
26	1	INV1	N.C.	
27	1	JP1	CN10PD	Connettore 10 poli Flat cs
28	1	JP2	CN34PD	Connettore 34 poli Flat cs
29	1	JP3	NC	
30	1	JP4	STF90D	Strip femmina 45+45 pin
31	1	JP5	CN06PS	Connettore 6 poli Panduit
32	1	JP6	CN16PD	Connettore 16 poli Flat cs
33	1	JP7	CN26PD	Connettore 26 poli Flat cs
34	1	JP8	STM32D	Strip maschio 2X16 pin
35	1	JP9	N.C.	
36	1	JP10	STF20D	Strip femmina 10+10 pin
37	1	JP11	STF02S	Strip femmina 2 pin
38	1	JP12	Mini Jumper	
39	2	L1,L3	2u2	Induttanza cilindrica
40	2	L2,L4	22uH	Induttanza cilindrica
41	2	Q1,Q4	BC557	Trans. PNP TO92
42	1	Q2	BDX53	Trans. NPN TO220
43	1	Q3	BD139	Trans. NPN TO126

44	1	RAFF1	RAF220	Dissipatore TO220
45	1	RR1	2K2	Rete resistiva 9R
46	1	RR2	10K	Rete resistiva 9R
47	1	RR3	4K7	Rete resistiva 9R
48	1	RV1	10K	Trimmer Rg H 3296X
49	1	RY1	RLYTQ2	Rele' TQ2
50	2	R1,R2	1H0	Res. 1/4W 1%
51	12	R3,R6,R7,R9,R10,R15,R16, R17,R19,R21,R29,R30	1K0	Res. 1/4W 1%
52	2	R4,R42	0H0	Res. 1/4W 1%
53	2	R5,R45	470H	Res. 1/4W 1%
54	2	R8,R31	4K99	Res. 1/4W 1%
55	8	R11,R12,R18,R24,R25,R26, R27,R35	10K0	Res. 1/4W 1%
56	4	R13,R14,R36,R43	22K0	Res. 1/4W 1%
57	1	R20	3K01	Res. 1/4W 1%
58	3	R22,R23,R40	NC	
59	1	R28	200H	Res. 1/4W 1%
60	4	R32,R33,R44,R46	4K70	Res. 1/4W 1%
61	1	R34	2K20	Res. 1/4W 1%
62	1	R37	10K0 NTC	Res. NTC
63	1	R38	100H	Res. 1/2W
64	2	R39,R41	1M0	Res. 1/4W 1%
65	1	R47	820H0	Res. 1/4W 1%
66	1	U1	SN7407	Hex Buffer OC
67	1	U2	CD4051	Analog MUX
68	1	U3	74HC138	Decoder 8
69	2	U4,U10	74HC541	Octal Buffer
70	2	U5,U6	74HC574	Octal Latch
71	1	U7	SN7406	Hex Inv Buffer OC
72	1	U9	LM7805	Stabilizzatore TO220
73	1	U11	MB3773	Watchdog
74	1	U13	LM358N	Dual OP Amp

SLDB9FFILFL2

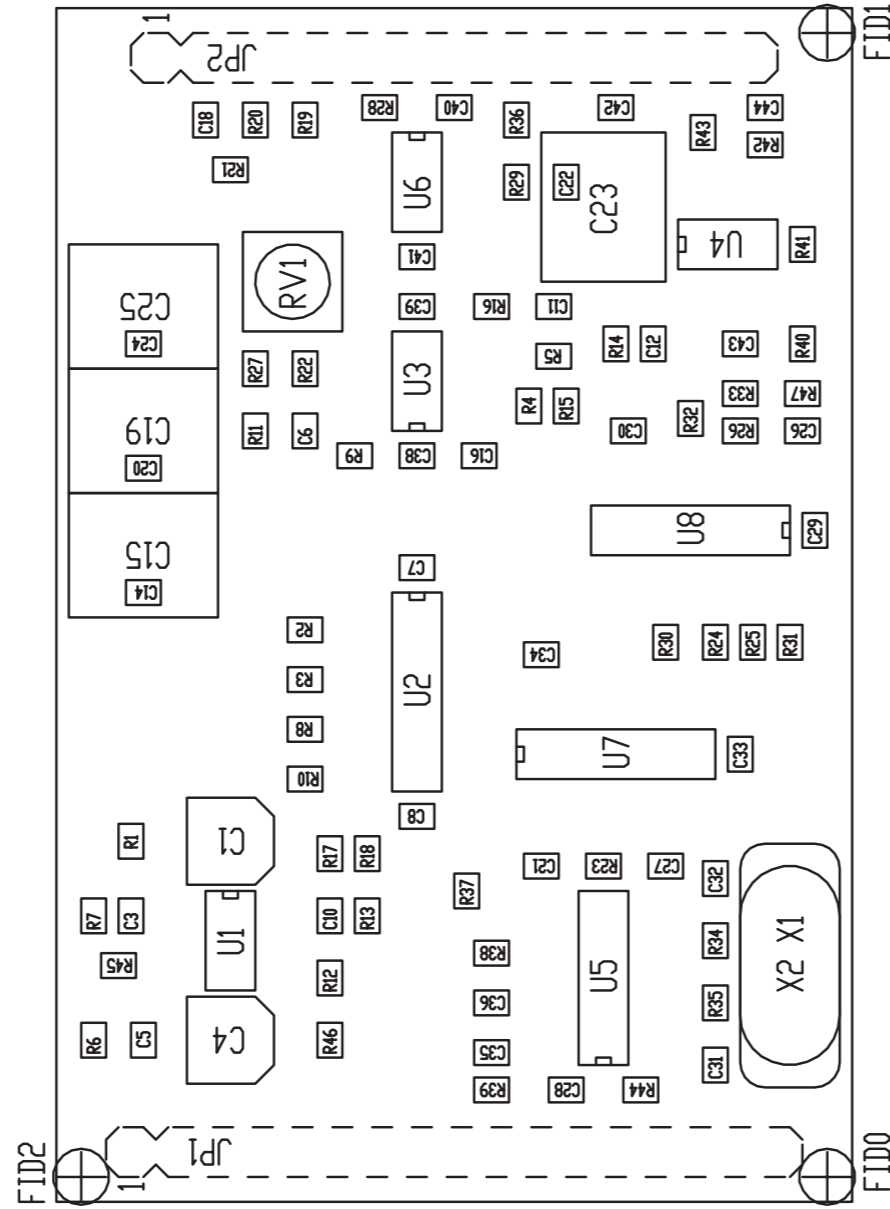


Nome Progetto: Connessione RS232 Filtrata		Pagina: 1 di 1		Size: A4	
Autore: Andrea Tommasi		Codice Progetto: RV			
Nome PC In Rete: \Sviluppo		Data: Thursday, November 27, 2014		Nome Parte: DB9F Filtrato	
File/Cartella: /		Revisione: 2.0		Codice: SLDB9FFILFL2	
		Autorizzazioni:			



DB9F Filtrato Revised: Thursday, November 27, 2014
 SLDB9FFILFL2 Revision: 2.0
 Connessione RS232 Filtrata
 RV
 Andrea Tommasi

Item	Quantity	Reference	Part	Description
1	1	CN1	DB9FSO	Connettore DB9 femm. cs 90°
2	9	C1, C2, C3, C4, C5, C6, C7, C8, C9	1nF	Cond. SMD 0805
3	1	JP1	CN10PD	Connettore 10 poli Flat cs con alette



NOME PROGETTO: PTX-LCD

AUTORE: A. TOMMASI

ARCHIVIAZIONE ELETTRONICA: \\VRUIT\

MATERIALE:

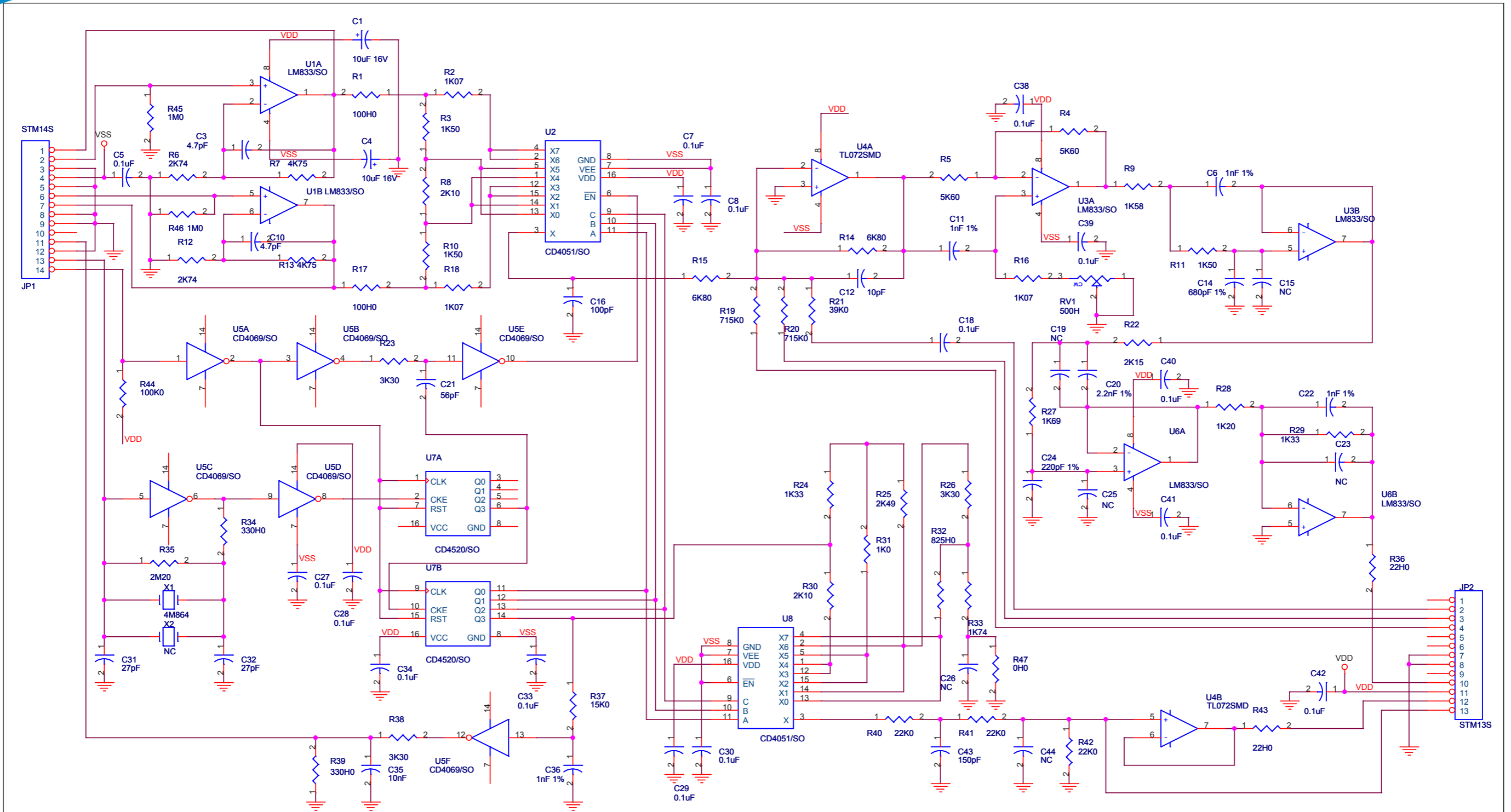
NOME PARTE: CODER CARD

DATA: 08/04/2004 REVISIONE: 1.0 SCALA: 2:1 SIZE: A4 PAGINA: 1 DI 1

CODICE PROGETTO: 011 CODICE DISEGNO: SLCTC30V03

TRATTAMENTO:

STATO: ESECUTIVO



CS1
CSCTC30V03

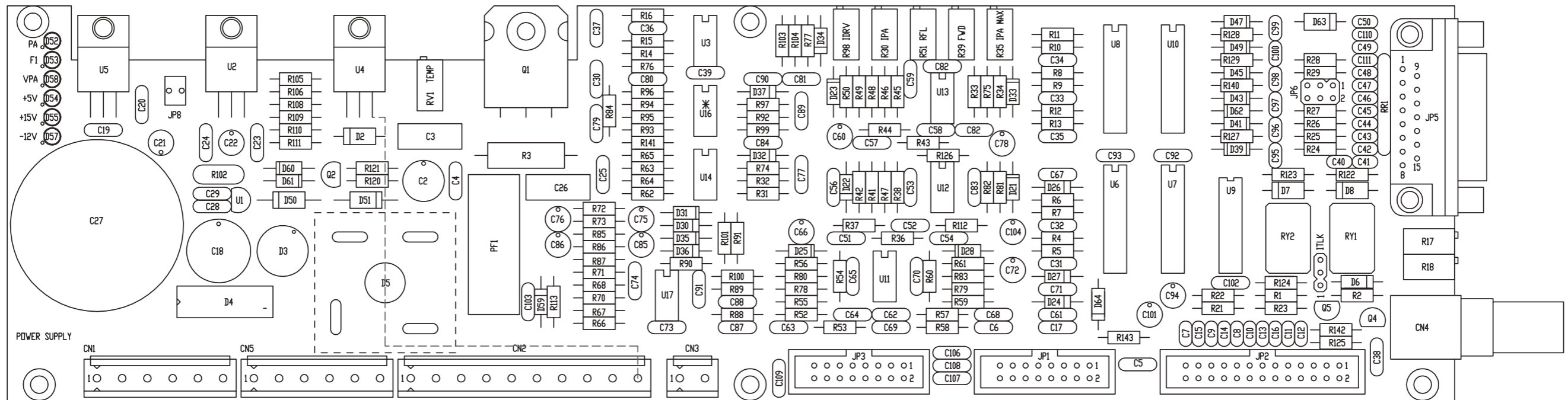
Description: Coder Card		
Designer: A. Tommasi	Size: A3	Page: 1 of 1
Part No.: SLCTC30V03	Rev. 1.2	Date: 26/01/2015



SLCTC30V03

Coder Card Revised: 26/01/2015
SLCTC30V03 Revision: 1.2
A. Tommasi

Item	Q.ty	Reference	Part	Description
1	1	CS1	CSCTC30V03	Circuito stampato
2	2	C1, C4	10uF 16V	Cond. Elett. SMD d. 4mm
3	2	C3, C10	4.7pF	Cond. SMD 0805
4	15	C5, C7, C8, C18, C27, C28, C29, C30, C33, C34, C38, C39, C40, C41, C42	0.1uF	Cond. SMD 0805
5	4	C6, C11, C22, C36	1nF 1%	Cond. SMD 0805 COG
6	1	C12	10pF	Cond. SMD 0805
7	1	C14	680pF 1%	Cond. SMD 0805 COG
8	4	C15, C19, C23, C25	NC	Cond. Poliestere p 5mm (5*7mm)
9	1	C16	100pF	Cond. SMD 0805
10	1	C20	2.2nF 1%	Cond. SMD 0805 COG
11	1	C21	56pF	Cond. SMD 0805
12	1	C24	220pF 1%	Cond. SMD 0805 COG
13	1	C26	NC	Cond. SMD 0805
14	2	C31, C32	27pF	Cond. SMD 0805
15	1	C35	10nF	Cond. SMD 0805
16	1	C43	150pF	Cond. SMD 0805
17	1	C44	NC	Cond. SMD 0805
18	1	JP1	STM14S	Strip maschio 14 pin
19	1	JP2	STM13S	Strip maschio 13 pin
20	1	RV1	500H	Trimmer SMD
21	2	R1, R17	100H0	Res. SMD 0805
22	3	R2, R16, R18	1K07	Res. SMD 0805
23	3	R3, R10, R11	1K50	Res. SMD 0805
24	2	R4, R5	5K60	Res. SMD 0805
25	2	R6, R12	2K74	Res. SMD 0805
26	2	R7, R13	4K75	Res. SMD 0805
27	2	R8, R30	2K10	Res. SMD 0805
28	1	R9	1K58	Res. SMD 0805
29	2	R14, R15	6K80	Res. SMD 0805
30	2	R19, R20	715K0	Res. SMD 0805
31	1	R21	39K0	Res. SMD 0805
32	1	R22	2K15	Res. SMD 0805
33	3	R23, R26, R38	3K30	Res. SMD 0805
34	2	R24, R29	1K33	Res. SMD 0805
35	1	R25	2K49	Res. SMD 0805
36	1	R27	1K69	Res. SMD 0805
37	1	R28	1K20	Res. SMD 0805
38	1	R31	1K0	Res. SMD 0805
39	1	R32	825H0	Res. SMD 0805
40	1	R33	1K74	Res. SMD 0805
41	2	R34, R39	330H0	Res. SMD 0805
42	1	R35	2M20	Res. SMD 0805
43	2	R36, R43	22H0	Res. SMD 0805
44	1	R37	15K0	Res. SMD 0805
45	3	R40, R41, R42	22K0	Res. SMD 0805
46	1	R44	100K0	Res. SMD 0805
47	2	R45, R46	1M0	Res. SMD 0805
48	1	R47	0H0	Res. SMD 0805
49	3	U1, U3, U6	LM833/SO	Dual Op. SMD SO8
50	2	U2, U8	CD4051/SO	Analog Switch SMD SO16
51	1	U4	TL072SMD	Dual Op. SMD SO8
52	1	U5	CD4069/SO	Hex inverter SO14
53	1	U7	CD4520/SO	Dual binary counter
54	1	X1	4M864	Quarzo SMD HC49SMD
55	1	X2	NC	Quarzo HC18

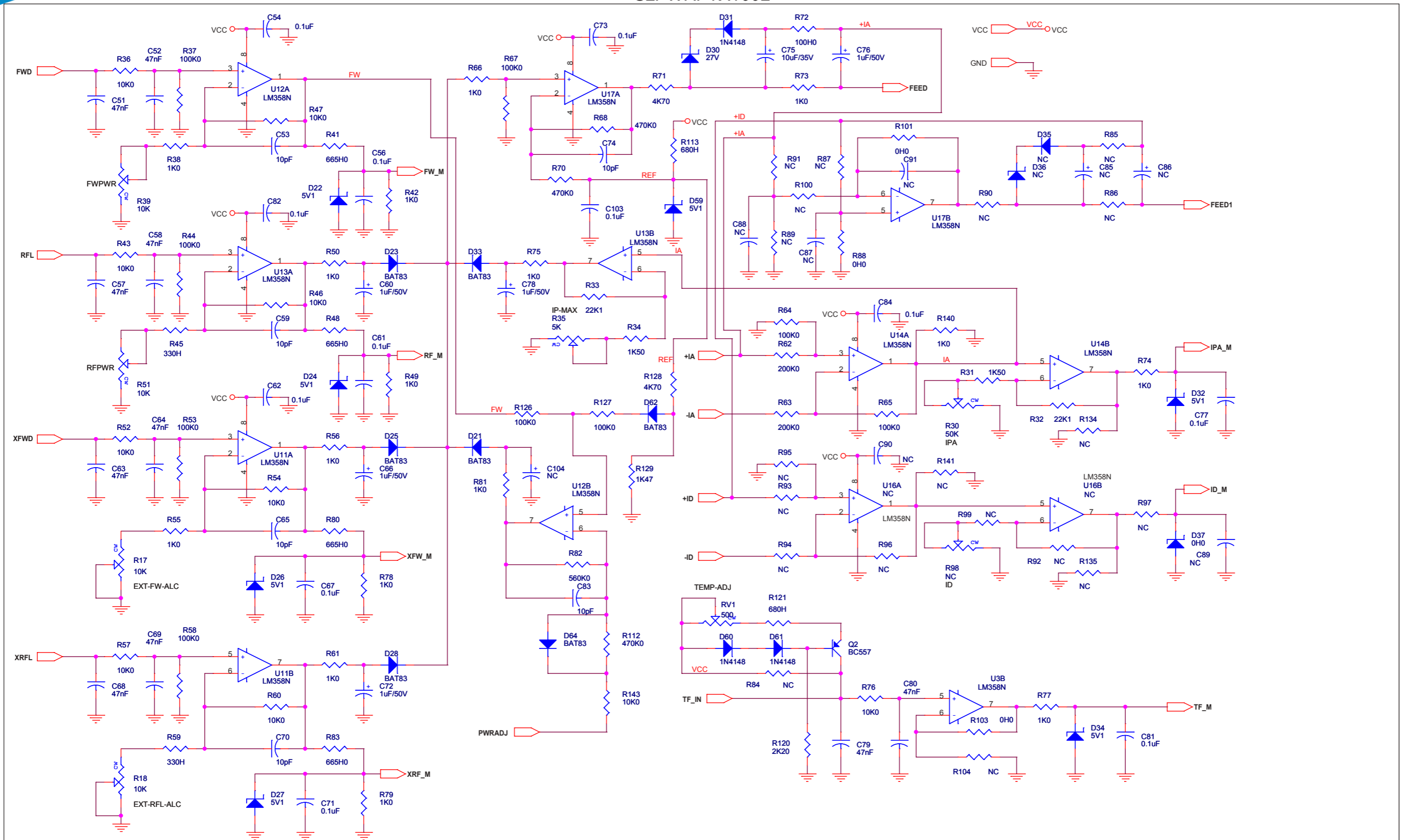


* N.B.:
U16 = N.C.

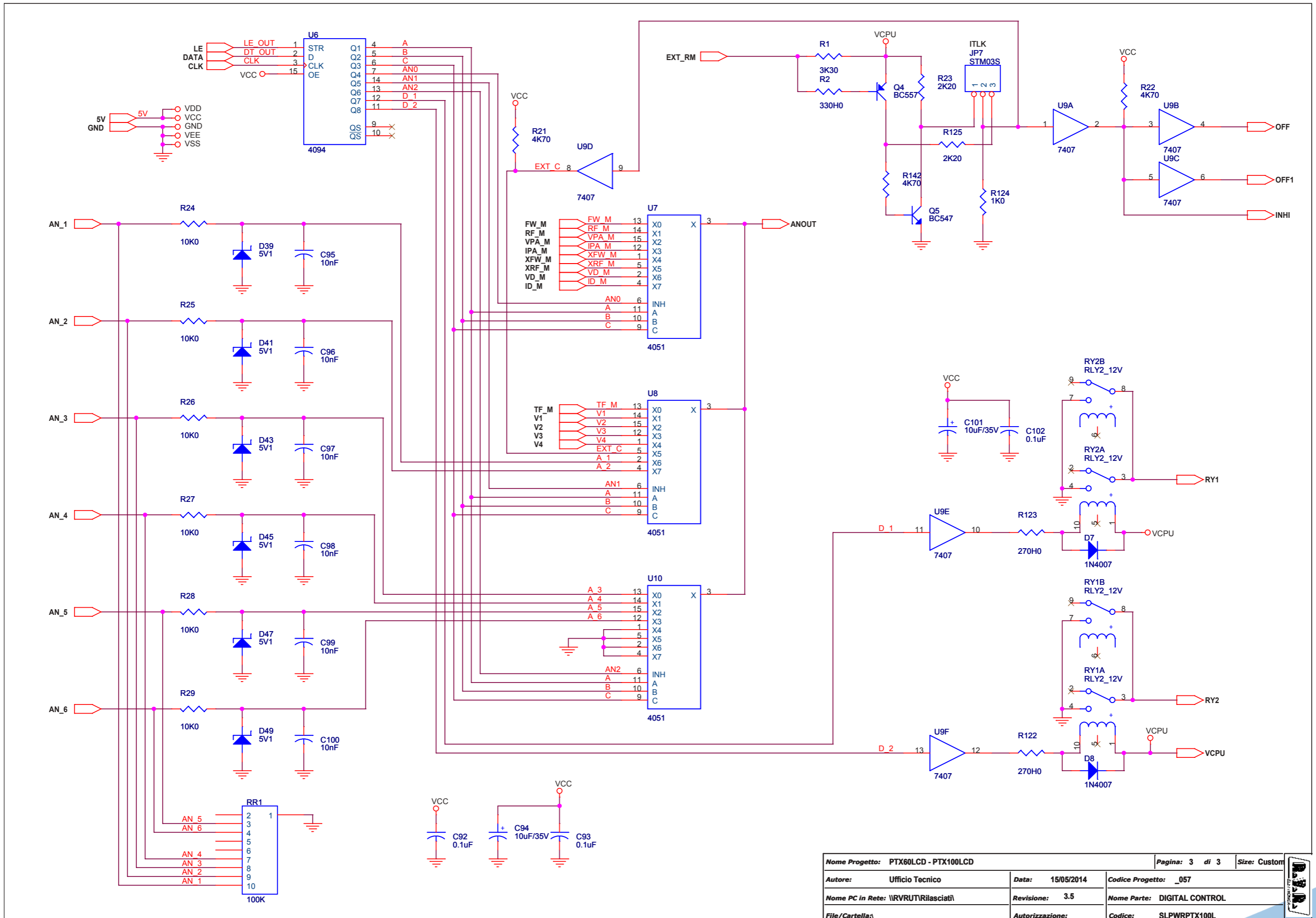
Nome Progetto: PTX60LCD - PTX100LCD		Pagina: 1 di 1	Size: A3
Autore: Ufficio Tecnico	Data: 15/05/2014	Codice Progetto: _057	
Nome PC in Rete: \\RVRUT\RILASCIATI	Revisione: 2,3	Nome Parte: POWER SUPPLY PTX30/100LCD	
File/Cartella: \	Autorizzazione:	Codice: SLPWRPTX100L	
Scala: /	Materiale: /	Trattamento: /	Profilo: /



SLPWRPTX100L



Nome Progetto: PTX60LCD - PTX100LCD		Pagina: 2 di 3	Size: A3
Autore: Ufficio tecnico	Data: 15/05/2014	Codice Progetto: _057	
Nome PC in Rete: \RVRUTR\riasciatil	Revisione: 3.5	Nome Parte: CONTROL SUPPLY	
File/Cartella:	Autorizzazione:	Codice: SLPWRPTX100L	



Nome Progetto: PTX60LCD - PTX100LCD		Pagina: 3 di 3	Size: Custom
Autore: Ufficio Tecnico	Data: 15/05/2014	Codice Progetto: _057	
Nome PC in Rete: \\RVRUT\Rilasciat\	Revisione: 3.5	Nome Parte: DIGITAL CONTROL	
File/Cartella:	Autorizzazione:	Codice: SLPWRPTX100L	

SLPWRPTX100L

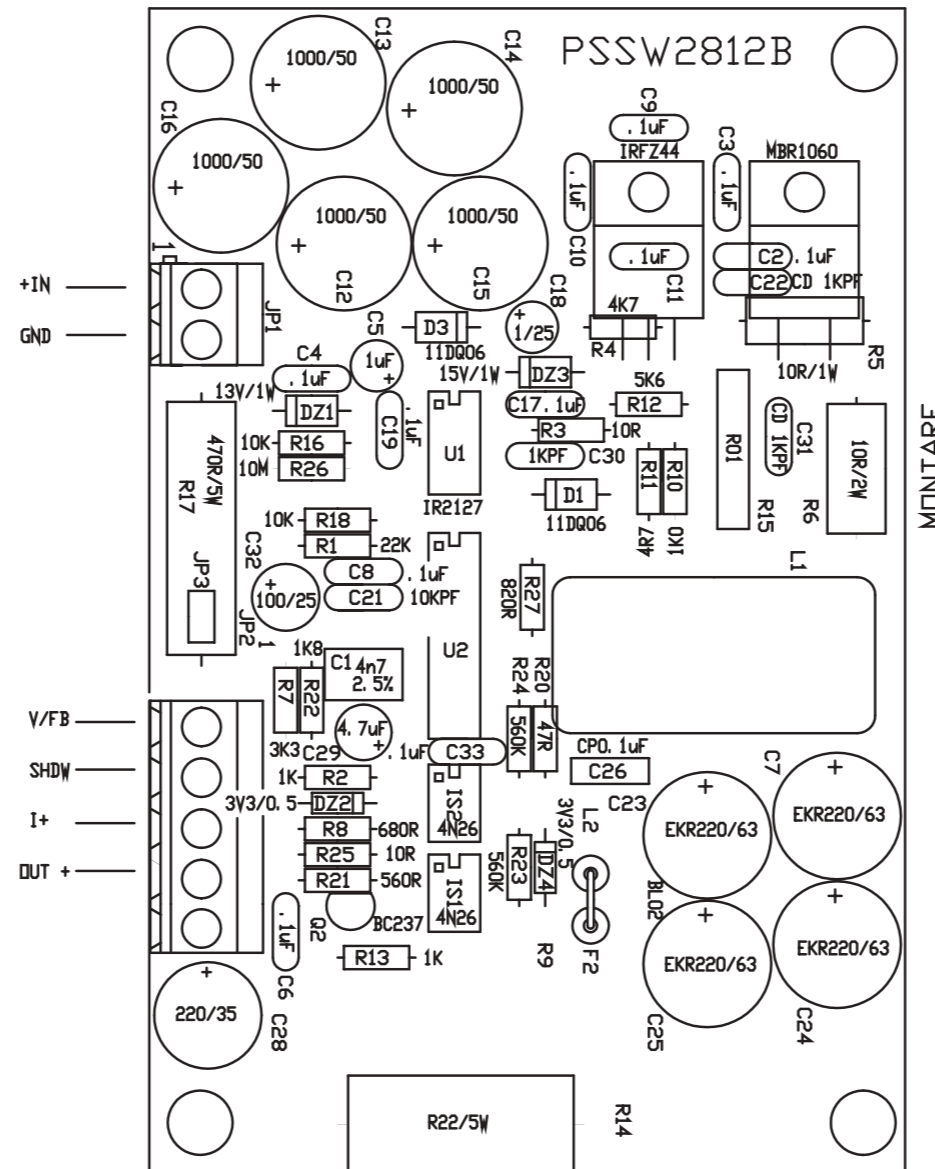
POWER SUPPLY Revised: 15/05/2014
SLPWRPTX100L Revision: 3.5
A. Tommasi
PTX60LCD - PTX100LCD
_057

Item	Quantity	Reference	Part	Description
1	2	CN1,CN5	CN06MR	Connettore Lumberg KB p. 5mm 6 pin
2	1	CN2	CN10MR	Connettore Lumberg KB p. 5mm 10 pin
3	1	CN3	CN02MR	Connettore Lumberg KB p. 5mm 2 pin
4	1	CN4	BNC_IS90	Connettore BNC metallico 90°
5	1	C2	100uF/25V	Cond. Elettr. Vert.
6	2	C3,C26	220nF	Cond. Poli. p 5/7.5/10mm
7	40	C4,C5,C6,C17,C19,C20,C23, C24,C25,C28,C29,C30,C31, C32,C33,C34,C35,C36,C37, C38,C39,C54,C56,C61,C62, C67,C71,C73,C77,C81,C82, C84,C92,C93,C102,C103, C106,C107,C108,C109	0.1uF	Cond. ceramico p 5mm
8	10	C7,C8,C9,C10,C13,C14,C15, C16,C46,C47	100pF	
9	19	C11,C12,C40,C41,C42,C43, C44,C45,C48,C49,C50,C95, C96,C97,C98,C99,C100, C110,C111	10nF	
10	1	C18	1000uF/35V	
11	5	C21,C22,C75,C94,C101	10uF/35V	Cond. Elettr. Vert.
12	1	C27	4700uF/40V	
13	10	C51,C52,C57,C58,C63,C64, C68,C69,C79,C80	47nF	Cond. ceramico p 5mm
14	6	C53,C59,C65,C70,C74,C83	10pF	Cond. ceramico p 5mm
15	5	C60,C66,C72,C76,C78	1uF/50V	Cond. Elettr. Vert.
16	3	C85,C86,C104	NC	Cond. Elettr. Vert.
17	5	C87,C88,C89,C90,C91	NC	Cond. ceramico p 5mm
18	5	D2,D6,D7,D8,D63	1N4007	Diode in vetro DO35
19	1	D3	WLO2	Ponte diodi tondi W
20	1	D4	KBU4	Ponte diodi KBL/KBU
21	1	D5	KBPC2504	Ponte diodi KBPC
22	7	D21,D23,D25,D28,D33,D62, D64	BAT83	Diodi Hot carrier DO35
23	13	D22,D24,D26,D27,D32,D34, D39,D41,D43,D45,D47,D49, D59	5V1	1/2W Zener Diode
24	1	D30	27V	1/2W Zener Diode
25	1	D31	1N4148	Diode in vetro DO35
26	1	D35	NC	Diode in vetro DO35
27	1	D36	NC	1/2W Zener Diode
28	1	D37	0H0	1/2W Zener Diode
29	2	D50,D51	1N4007	Diode plastico DO41
30	2	D52,D53	LED-R3	LED dia. 3mm
31	4	D54,D55,D57,D58	LED-G3	LED dia. 3mm
32	2	D60,D61	1N4148	
33	4	FIX1,FIX2,FIX3,FIX4	FIX35	Foro fissaggio 3.5mm
34	1	F2	F2A	Fusibile rapido 5x20mm
35	2	JP1,JP3	CN16PD	Connettore 16 poli Flat cs
36	1	JP2	CN26PD	Connettore 26 poli Flat cs
37	1	JP5	DB15FSO	Connettore DB15 femm. cs 90°
38	1	JP6	STM06D	Strip maschio 3+3 pin
39	1	JP7	STM03S	Strip maschio 3 pin
40	1	JP8	CN02PS	Connettore 2 poli Panduit
41	1	PF1	PFS520	Portafusibile 5x20
42	1	Q1	TIP2955	

43	2	Q2,Q4	BC557	Trans. PNP TO92
44	1	Q5	BC547	Trans. NPN TO92
45	1	RR1	100K	Rete resistiva 9R
46	1	RV1	500H	Trimmer Rg H 3296X
47	2	RY1,RY2	RLY2_12V	Rele' TQ2
48	1	R1	3K30	Res. 1/4W 5%
49	1	R2	330H0	Res. 1/4W 5%
50	1	R3	1H2	Res. 2W 5%
51	5	R4,R6,R9,R10,R13	2K0	Res. 1/4W 1%
52	4	R5,R7,R8,R11	18K2	Res. 1/4W 1%
53	1	R12	6K04	Res. 1/4W 1%
54	1	R14	909K0	Res. 1/4W 1%
55	10	R15,R37,R44,R53,R58,R64, R65,R67,R126,R127	100K0	Res. 1/4W 1%
56	18	R16,R38,R42,R49,R50,R55, R56,R61,R66,R73,R74,R75, R77,R78,R79,R81,R124, R140	1K0	Res. 1/4W 1%
57	4	R17,R18,R39,R51	10K	Trimmer Rg H 3296X
58	4	R21,R22,R71,R128	4K70	Res. 1/4W 1%
59	3	R23,R120,R125	2K20	Res. 1/4W 1%
60	16	R24,R25,R26,R27,R28,R29, R36,R43,R46,R47,R52,R54, R57,R60,R76,R143	10K0	Res. 1/4W 1%
61	1	R30	50K	Trimmer Rg H 3296X
62	3	R31,R34,R111	1K50	Res. 1/4W 1%
63	2	R32,R33	22K1	Res. 1/4W 1%
64	1	R35	5K	Trimmer Rg H 3296X
65	4	R41,R48,R80,R83	665H0	Res. 1/4W 1%
66	2	R45,R59	330H	Res. 1/4W 1%
67	2	R62,R63	200K0	Res. 1/4W 1%
68	3	R68,R70,R112	470K0	Res. 1/4W 1%
69	1	R72	100H0	Res. 1/4W 1%
70	1	R82	560K0	Res. 1/4W 1%
71	19	R84,R85,R86,R87,R89,R90, R91,R92,R93,R94,R95,R96, R97,R99,R100,R104,R134, R135,R141	NC	Res. 1/4W 1%
72	3	R88,R101,R103	0H0	Res. 1/4W 1%
73	1	R98	NC	Trimmer Rg H 3296X
74	1	R102	S12V	Varistor
75	2	R105,R108	3K90	Res. 1/4W 1%
76	1	R106	2K70	Res. 1/4W 1%
77	1	R109	470H0	Res. 1/4W 1%
78	1	R110	1K80	Res. 1/4W 1%
79	2	R113,R121	680H	Res. 1/4W 1%
80	2	R122,R123	270H0	
81	1	R129	1K47	Res. 1/4W 1%
82	1	R142	4K70	
83	1	U1	78L05	Stabilizzatore TO92
84	2	U2,U4	7815	Stabilizzatore TO220
85	6	U3,U11,U12,U13,U14,U17	LM358N	Dual Op. DIP8
86	1	U5	7912	Stabilizzatore TO220
87	1	U6	4094	Shift Reg. DIP16
88	3	U7,U8,U10	4051	
89	1	U9	7407	Hex OC Buffer
90	1	U16	NC	Dual Op. DIP8
91	1	CS		Circuito stampato

PSSW28123-1

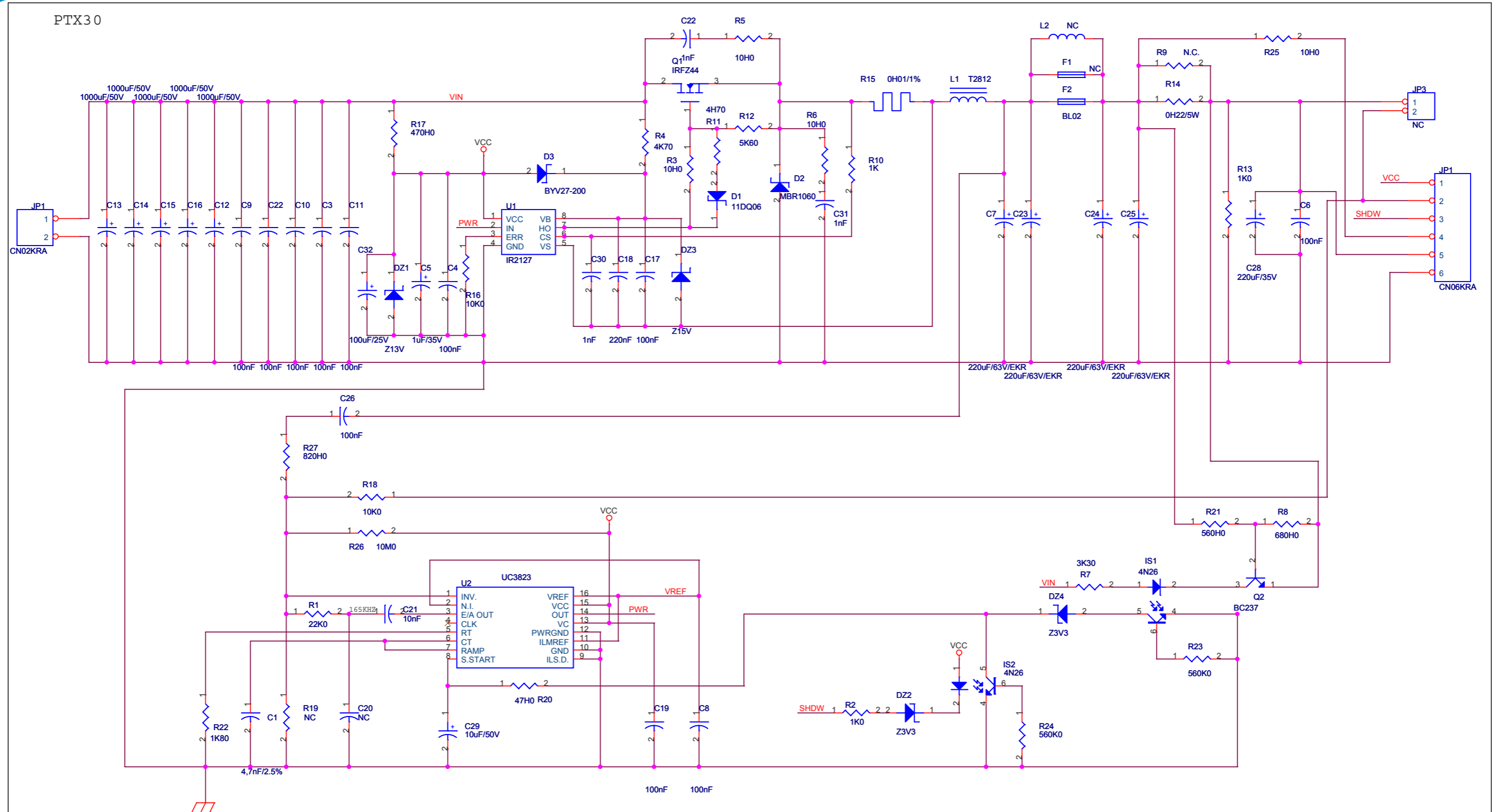
3A VERSION
PTX30 LCD



Nome Progetto: PTX30 LCD		Pagina: 1 di 1	Size: A4
Autore: Ufficio Tecnico		Data: 28/04/04	Codice Progetto: PFPTX30LCDS
Nome PC in Rete: \\UT_SRV\PROGETTI		Revisione: 2.2	Nome Parte: SWITCHING POWER SUPPLY LAYOUT
File/Cartella: MANUALE\PTX30 LCD\SLPSSW28123A\PSSW28123A.DWG		Autorizzazione:	Codice: SLPSSW28123A
Scala: /	Materiale: /	Trattamento: /	Profilo: /



PSSW28123-1



CS1
CSPSSW2812B

Nome Progetto: PTX30 LCD	Pagina: 1 di 1	Size: A3
Autore: Ufficio Tecnico	Data: 26/10/2011	Codice Progetto: _057
Nome PC in Rete: \RVRUT	Revisione: 3.0	Nome Parte: SWITCHING POWER SUPPLY
File/Cartella: \	Autorizzazione:	Codice: PSSW28123/1

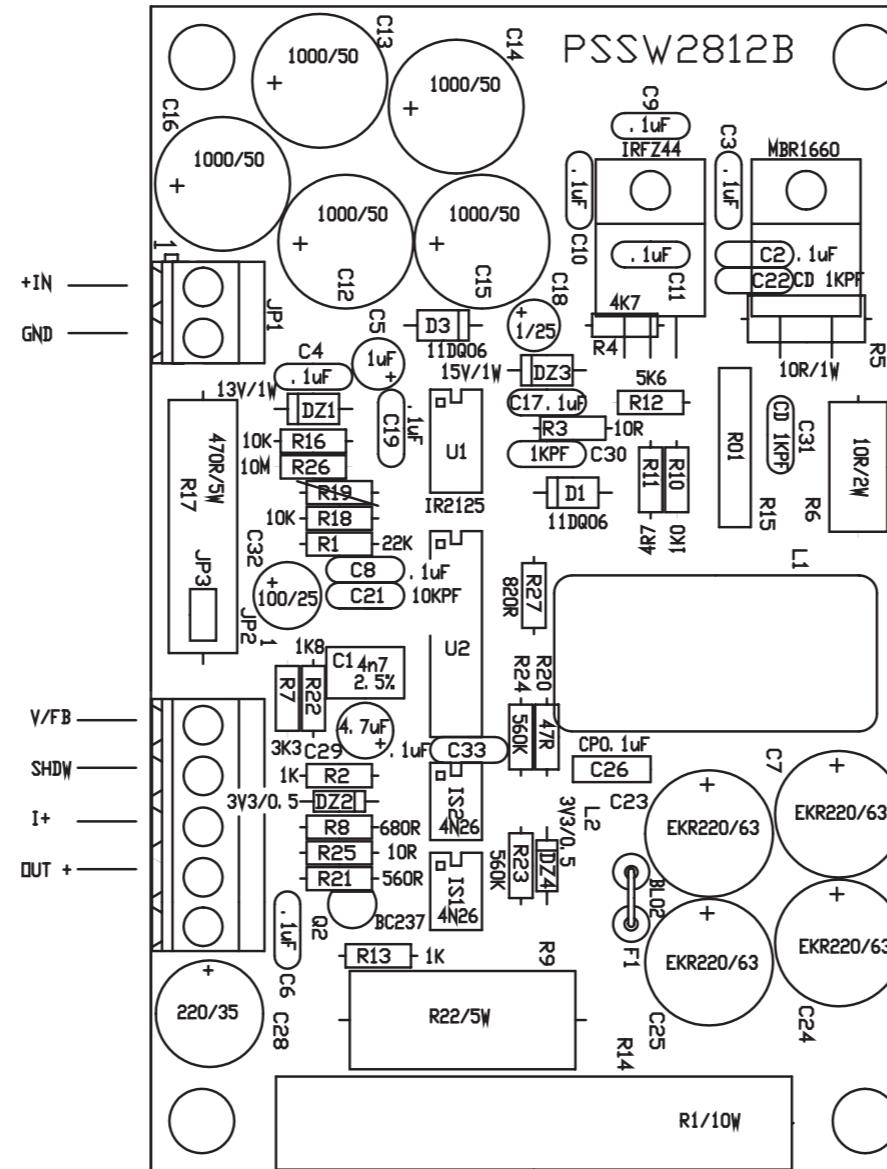
PSSW28123-1

PSSW28123/1 SWITCHING POWER SUPPLY
26/10/2011 Revision: 3.0
A. Tommasi
PTX30LCD
_057

Item	Quantity	Reference	Part	Description
1	1	CS1	CSPSSW2812B	Circuito stampato
2	1	C1	4,7nF/2.5%	Cond. Poliestere p 5mm
3	5	C3,C9,C10,C11,C22	100nF	Cond. Poliestere p 5mm
4	6	C4,C6,C8,C17,C19,C26	100nF	Cond. ceramico multistrato p 5mm
5	1	C5	1uF/35V	Cond. Elettr. Tant. p. 2.5mm
6	4	C7,C23,C24,C25	220uF/63V/EKR	Cond. Elettr. Dia 10 P5.08
7	5	C12,C13,C14,C15,C16	1000uF/50V	Cond. Elettr. Dia 13 P5.08
8	1	C18	220nF	Cond. ceramico multistrato p 5mm
9	1	C20	NC	Cond. ceramico multistrato p 5mm
10	1	C21	10nF	Cond. Poliestere p 5mm
11	3	C22,C30,C31	1nF	Cond. ceramico multistrato p 5mm
12	1	C28	220uF/35V	Cond. Elettr. Dia 10 P5.08
13	1	C29	10uF/50V	Cond. Elettr. Dia 5 P2.54
14	1	C32	100uF/25V	Cond. Elettr. Dia 5 P2.54
15	1	DZ1	Z13V	1W Zener Diode
16	2	DZ2,DZ4	Z3V3	1/2W Zener Diode
17	1	DZ3	Z15V	1W Zener Diode
18	1	D1	11DQ06	Diode shottky DO41P
19	1	D2	MBR1060	Diode shottky TO220
20	1	D3	BYV27-200	Diode shottky DO41G
21	1	F1	NC	Induttanza EMI
22	1	F2	BL02	Induttanza EMI
23	2	IS1,IS2	4N26	Optoisolatore DIP6
24	1	JP1	CN02KRA	Conn. tipo KRA a 2 poli
25	1	JP1	CN06KRA	Conn. tipo KRA a 6 poli
26	1	JP3	NC	Strip maschio 2 pin
27	1	L1	T2812	Induttanza toroidale
28	1	L2	NC	Induttanza cilindrica
29	1	Q1	IRFZ44	Trans. FET N TO220
30	1	Q2	BC237	Trans. NPN TO92
31	1	R1	22K0	Res. 1/4W 1%
32	3	R2,R10,R13	1K0	Res. 1/4W 1%
33	2	R3,R25	10H0	Res. 1/4W 1%
34	1	R4	4K70	Res. 1/4W 1%
35	2	R5,R6	10H0	Res. strato 2W
36	1	R17	470H0	Res. filo 5W
37	1	R7	3K30	Res. 1/4W 1%
38	1	R8	680H0	Res. 1/4W 1%
39	2	R9,R19	NC	Res. 1/4W 1%
40	1	R11	4H70	Res. 1/4W 1%
41	1	R12	5K60	Res. 1/4W 1%
42	1	R14	0H22/5W	Res. filo 5W
43	1	R15	0H01/1%	Shunt OAR 3W
44	2	R16,R18	10K0	Res. 1/4W 1%
45	1	R20	47H0	Res. 1/4W 1%
46	1	R21	560H0	Res. 1/4W 1%
47	1	R22	1K80	Res. 1/4W 1%
48	2	R23,R24	560K0	Res. 1/4W 1%
49	1	R26	10M0	Res. 1/4W 1%
50	1	R27	820H0	Res. 1/4W 1%
51	1	U1	IR2127	Switching driver
52	1	U2	UC3823	Switch mode controller

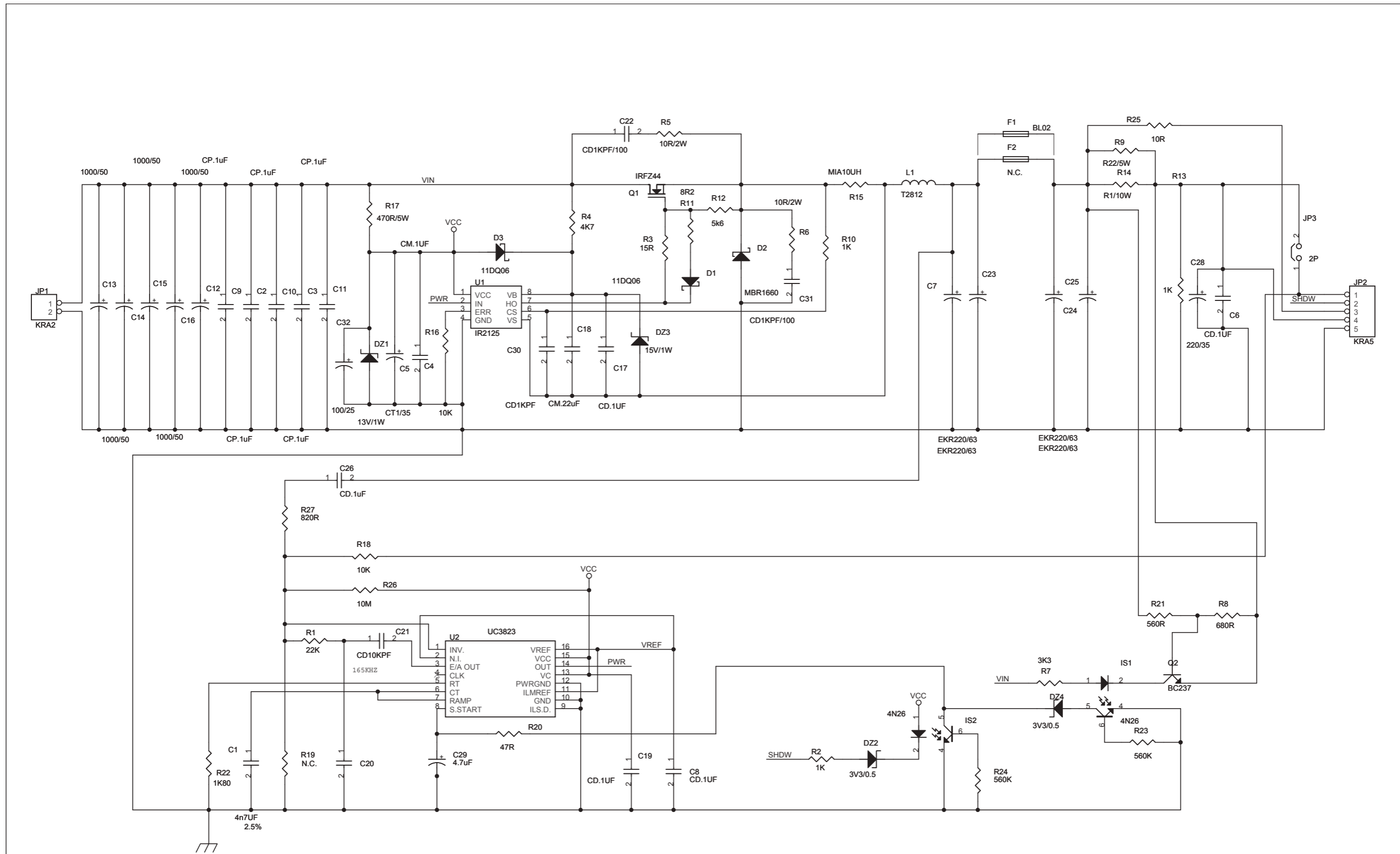
PSSW281210

10A VERSION
PTX60 LCD & PTX100 LCD



Nome Progetto: PTX60LCD - PTX100LCD		Pagina: 1 di 1		Size: A4
Autore: Ufficio Tecnico		Data: 28/04/04	Codice Progetto: PFPTX100LCDS	
Nome PC in Rete: \\UT_SRV\PROGETTI		Revisione: 2.2	Nome Parte: SWITCHING POWER SUPPLY LAYOUT	
File/Cartella: MANUAL\PTX30 LCD\SLPSSW281210\PSSW281210.DWG		Autorizzazione:	Codice: SLPSSW281210	
Scala: /	Materiale: /	Trattamento: /	Profilo: /	





Nome Progetto: PTX60LCD - PTX100LCD		Pagina: 1 di 1	Size: A3
Autore: Ufficio Tecnico	Data: 28/04/04	Codice Progetto: PFPTX100LCS	
Nome PC in Rete: \WUT_SRV\PROGETTI	Revisione: 2.2	Nome Parte: SWITCHING POWER SUPPLY	
File/Cartella: \MANUAL\PTX30 LCD\SLPSSW281210\PS281210.DSN	Autorizzazione:	Codice: SLPSSW281210	

PSSW281210

Scheda Madre Power Supply
PSSW 281210

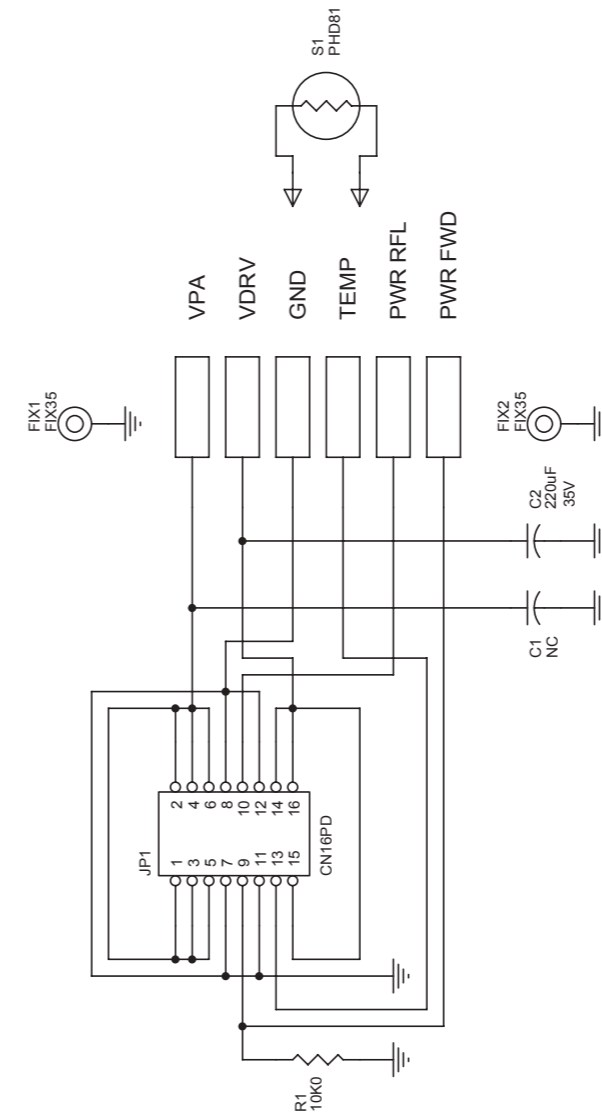
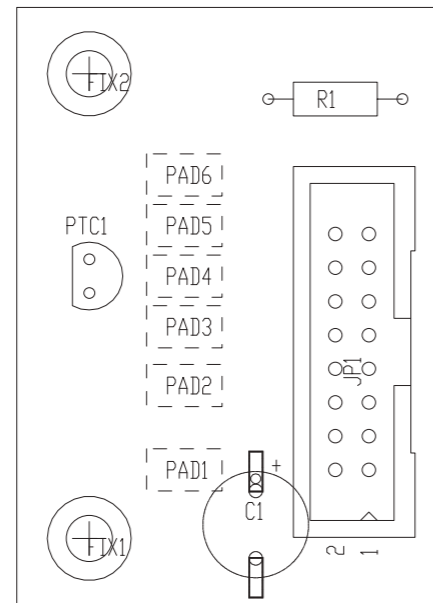
Item	Q.ty	Reference	Part
1	1	C1	4n7UF
2	5	C2,C3,C9,C10,C11	CP.1uF
3	1	C4	CM.1UF
4	1	C5	CT1/35
5	5	C6,C8,C17,C19,C26	CD.1uF
6	4	C7,C23,C24,C25	EKR220/63
7	5	C12,C13,C14,C15,C16	1000/50
8	1	C18	CM.22uF
9	1	C20	CAP NP
10	1	C21	CD10KPF
11	2	C22,C31	CD1KPF/100
12	1	C28	220/35
13	1	C29	4.7uF
14	1	C30	CD1KPF
15	1	C32	100/25
16	1	DZ1	13V/1W
17	2	DZ2,DZ4	3V3/0.5
18	1	DZ3	15V/1W
19	2	D1,D3	11DQ06
20	1	D2	MBR1660
21	1	F1	BL02
22	3	F2,R9,R19	N.C.
23	2	IS2,IS1	4N26
24	1	JP1	KRA2
25	1	JP2	KRA5
26	1	JP3	2P
27	1	L1	T2812
28	1	Q1	IRFZ44
29	1	Q2	BC237
30	1	R1	22K
31	3	R2,R10,R13	1K
32	2	R25,R3	10R
33	1	R4	4K7
34	2	R5,R6	10R/2W
35	1	R7	3K3
36	1	R8	680R
37	1	R9	R22/5W
38	1	R11	4R7
39	1	R12	5k6
40	1	R14	R1/10W
41	1	R15	MIA10UH
42	2	R16,R18	10K
43	1	R17	470R/5W
44	1	R20	47R
45	1	R21	560R
46	1	R22	1K80
47	2	R23,R24	560K
48	1	R26	10M
49	1	R27	820R
50	1	U1	IR2127

51	1	U2	UC3823
52	1	C1	4n7UF
53	5	C2,C3,C9,C10,C11	CP.1uF
54	1	C4	CM.1UF
55	1	C5	CT1/35
56	5	C6,C8,C17,C19,C26	CD.1uF
57	4	C7,C23,C24,C25	EKR220/63
58	5	C12,C13,C14,C15,C16	1000/50
59	1	C18	CM.22uF
60	1	C20	CAP NP
61	1	C21	CD10KPF
62	2	C22,C31	CD1KPF/100
63	1	C28	220/35
64	1	C29	4.7uF
65	1	C30	CD1KPF
66	1	C32	100/25
67	1	DZ1	13V/1W
68	2	DZ2,DZ4	3V3/0.5
69	1	DZ3	15V/1W
70	2	D1,D3	11DQ06
71	1	D2	MBR1060
72	1	F1	BL02
73	1	F2	N.C.
74	2	IS1,IS2	4N26
75	1	JP1	KRA2
76	1	JP2	KRA5
77	1	JP3	2P
78	1	L1	T2812
79	1	Q1	IRFZ44
80	1	Q2	BC237
81	1	R1	22K
82	3	R2,R10,R13	1K
83	2	R3,R25	10R
84	1	R4	4K7
85	2	R5,R6	10R/2W
86	1	R7	3K3
87	1	R8	680R
88	2	R9,R14	R22/5W
89	1	R11	4R7
90	1	R12	5k6
91	1	R15	MIA10UH
92	2	R16,R18	10K
93	1	R17	470R/5W
94	1	R19	2K2
95	1	R20	47R
96	1	R21	560R
97	1	R22	1K80
98	2	R23,R24	560K
99	1	R26	10M
100	1	R27	820R
101	1	U1	IR2125
102	1	U2	UC3823
103	1	C1	4n7UF
104	5	C2,C3,C9,C10,C11	CP.1uF
105	1	C4	CM.1UF
106	1	C5	CT1/35

PSSW281210

107	5 C6,C8,C17,C19,C26	CD.1uF
108	4 C7,C23,C24,C25	EKR220/63
109	5 C12,C13,C14,C15,C16	1000/50
110	1 C18	CM.22uF
111	1 C20	CAP NP
112	1 C21	CD10KPF
113	2 C22,C31	CD1KPF/100
114	1 C28	220/35
115	1 C29	4.7uF
116	1 C30	CD1KPF
117	1 C32	100/25
118	1 DZ1	13V/1W
119	2 DZ2,DZ4	3V3/0.5
120	1 DZ3	15V/1W
121	2 D3,D1	11DQ06
122	1 D2	MBR1660
123	1 F1	BL02
124	2 R19,F2	N.C.
125	2 IS1,IS2	4N26
126	1 JP1	KRA2
127	1 JP2	KRA5/6
128	1 JP3	2P
129	1 L1	T2812
130	1 Q1	IRFZ44
131	1 Q2	BC237
132	1 R1	22K
133	3 R2,R10,R13	1K
134	2 R3,R25	10R
135	1 R4	4K7
136	2 R5,R6	10R/2W
137	1 R7	3K3
138	1 R8	680R
139	1 R9	R22/5W
140	1 R11	4R7
141	1 R12	5k6
142	1 R14	R1/10W
143	1 R15	MIA10UH
144	2 R16,R18	10K
145	1 R17	470R/5W
146	1 R20	47R
147	1 R21	560R
148	1 R22	1K80
149	2 R23,R24	560K
150	1 R26	10M
151	1 R27	820R
152	1 U1	IR2125
153	1 U2	UC3823

SLCNPPTX100L



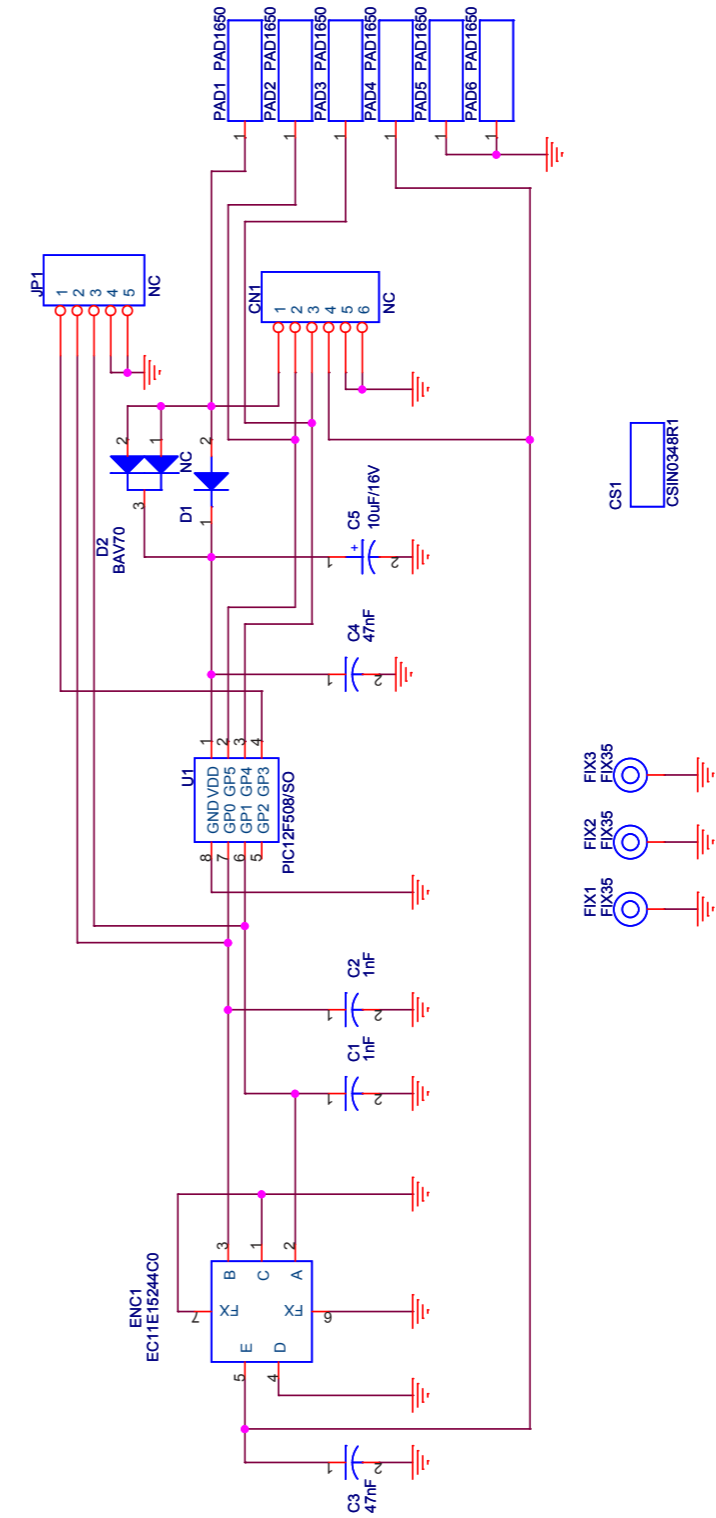
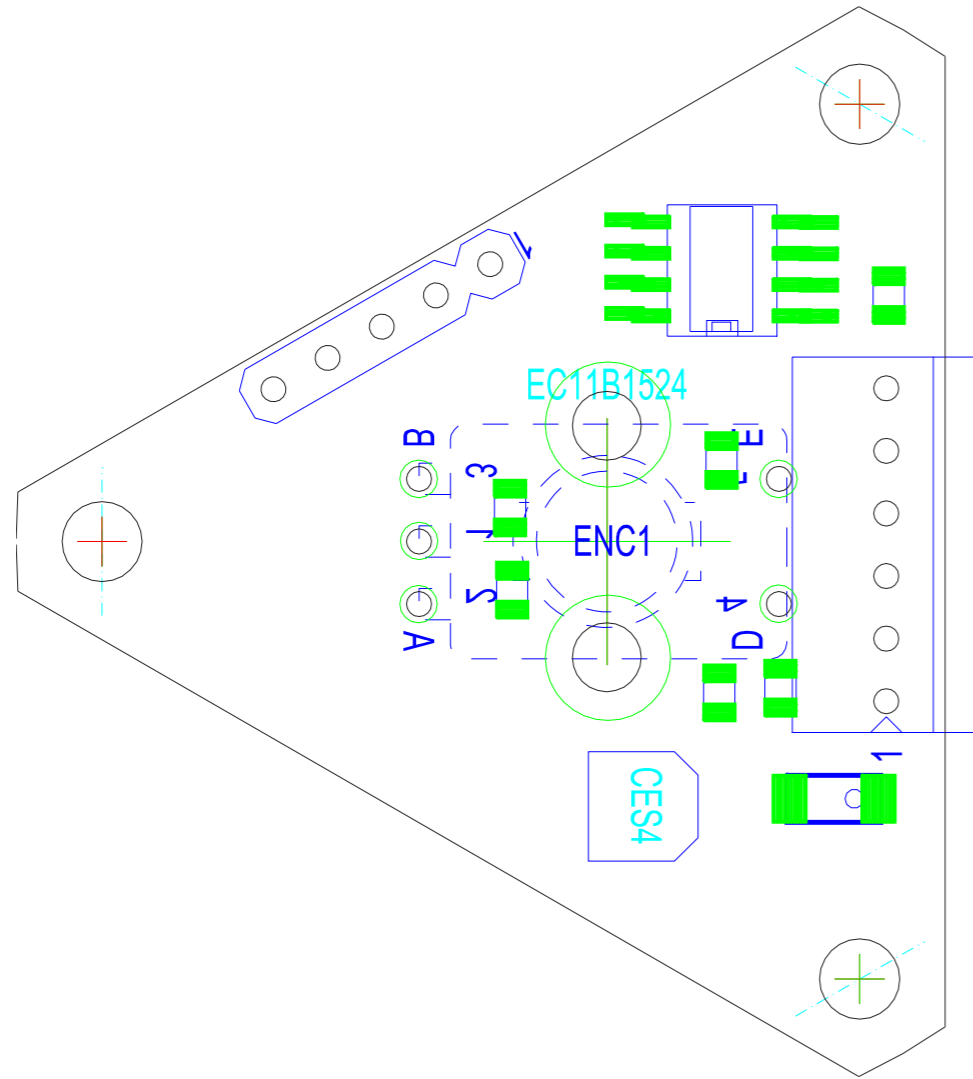
Nome Progetto: PTX60 LCD & PTX100 LCD		Pagina: 1	di 1	Size: A4
Autore: Ufficio Tecnico		Data: 22/09/03	Codice Progetto: PFPTX60LCD/PPPTX100LCD	
Nome PC in Ref: \UT_SRP/PROGETTI		Revisione: 2.0	Nome Parte: 60/100W Power Amp connector	
File/Cartella: MANUALPTX LCD/SLCNPPTX100L.DWG		Autorizzazione:		Codice: SLCNPPTX100L

PRODUCT NAME : PTX-LCD		PART NAME : POWER AMP CONNECTOR			
DESIGNER : A. TOMMASI	DATE : 29/09/15	REVISION : 3.1	SCALE : 2:1	SIZE : A4	PAGE : 1 DI 1
ARCHIVING : 'RVTR' SERVER, 'RILASCIATI' FOLDER	PROJECT CODE : <>	DOCUMENT CODE : SLCNPPTX100L			

SLCNPPTX100L

Power Amp connector
SLCNPPTX100L
Date: 14/07/04 Rev.:3.0

Item	Qty	Reference	Part	DESCRIPTION
	1	R1	10K0	RESISTOR 1/4W 1%
	2	C2	220uF/35V	ELECTR. CAPACITOR
	3	JP1	CN16PD	CONN. M 2*8 P 2.54
	4	S1	PHD81	SILICON TEMP. SENSOR NOTA1
	5	C1	NC	NON CONNESSO



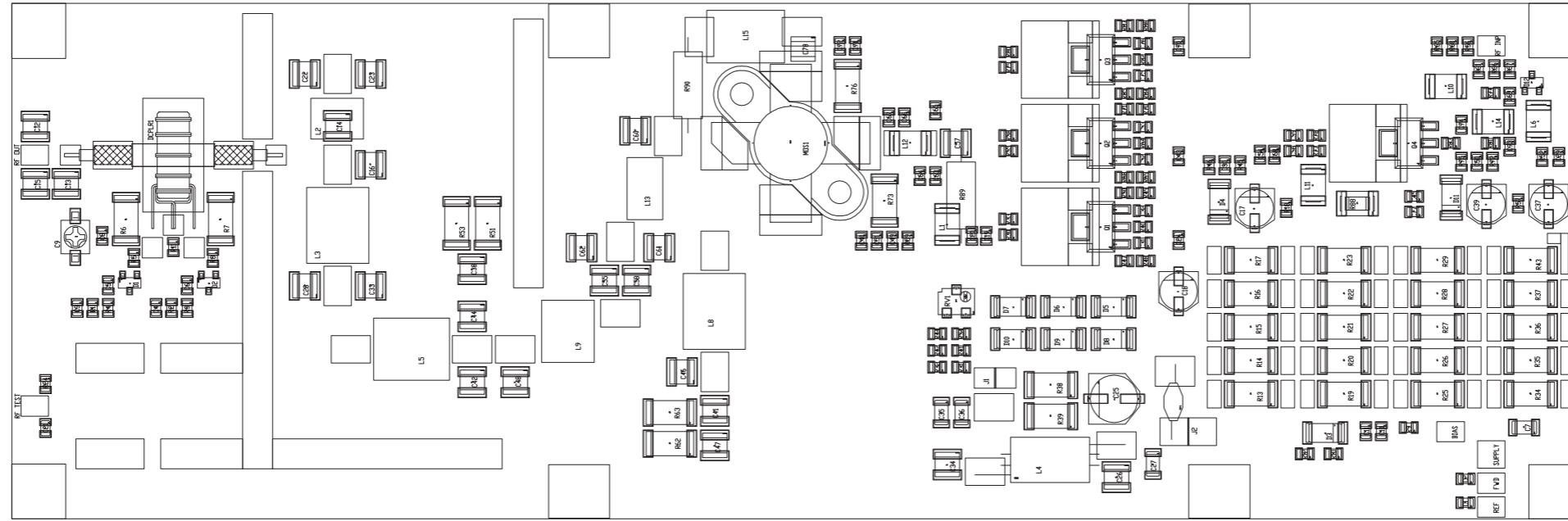
FID1 FID2 FID3
FID FID FID

Project Name: Encoder Aps to GrayHill		Page: 1 of 1	Size: A4
Designer: Tommasi A.	Date: Wednesday, January 14, 2015	Project Code: RVR	
File Location: \	Revision: 1,1	Description: Interfaccia Encoder Alps	
Folder/File: /	Approval:	Part No.: SLIN0348R01V01	

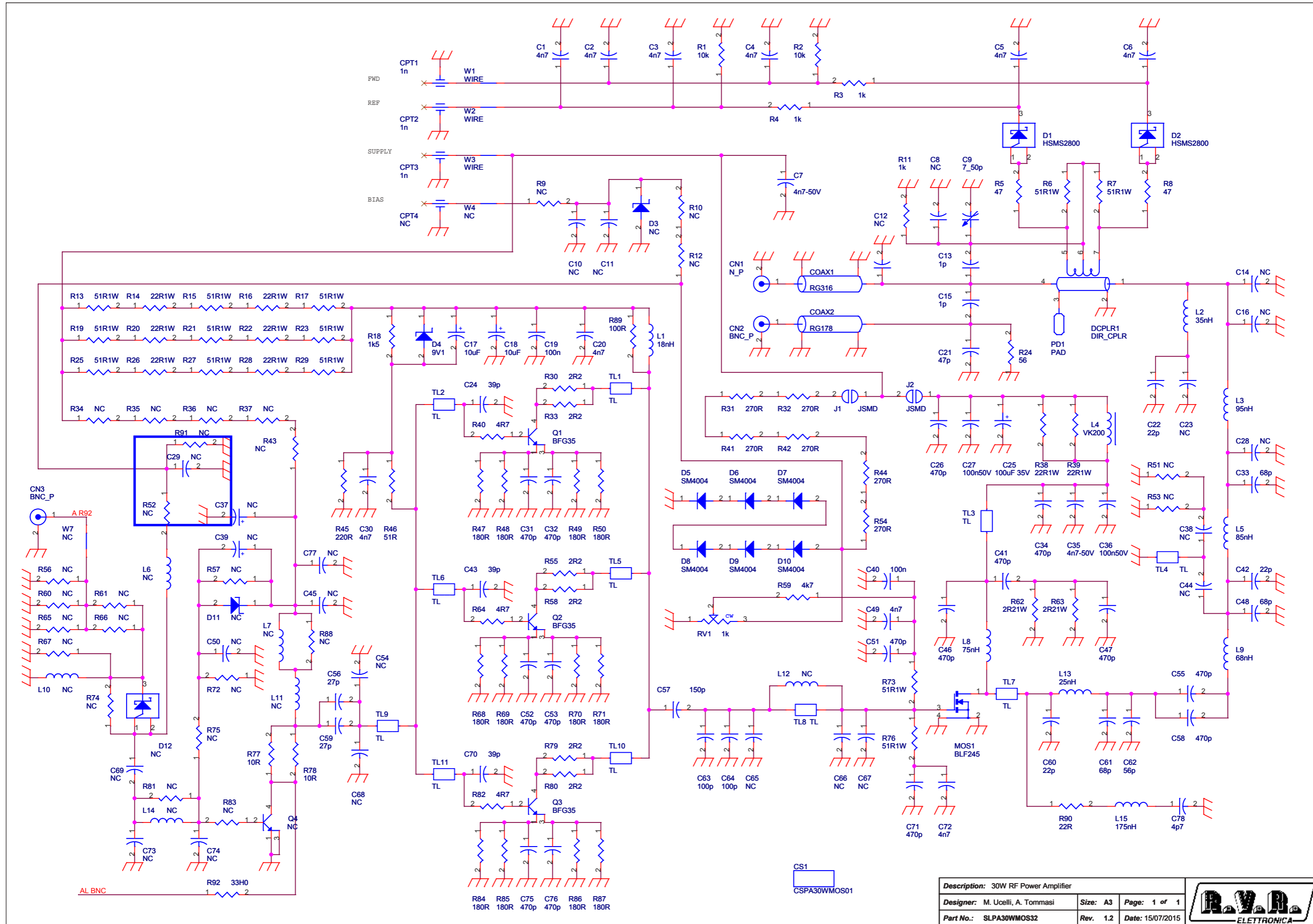
SLIN0348R01V01

Interfaccia Encoder Alps Revised: Wednesday, January 18, 2012
 SLIN0348R01V01 Revision: 1.1
 A. Tommasi
 Encoder Alps to GrayHill
 RVR

Item	Quantity	Reference	Part	Description
1	1	CN1	NC	Connettore 6 poli Mascon
2	1	CS1	CSIN0348R1	Circuito stampato
3	2	C1,C2	1nF	Cond. SMD 0805
4	2	C3,C4	47nF	Cond. SMD 0805
5	1	C5	10uF/16V	Cond. Elett. SMD d. 4mm
6	1	D1	NC	MINIMELF SMD Diode
7	1	D2	BAV70	Doppio Diodo SMD SOT23
8	1	ENC1	EC11E15244C0	Incremental encoder ALPS EC11
9	3	FID1,FID2,FID3	FID	
10	3	FIX1,FIX2,FIX3	FIX35	Foro fissaggio 3.5mm
11	1	JP1	NC	Strip maschio 5 pin
12	6	PAD1,PAD2,PAD3,PAD4,PAD5, PAD6	PAD1650	Pad SMD saldare 1,6x5 mm
13	1	U1	PIC12F508/SO	PIC Microprocessor SMD



SLPA30WMOS32



Description: 30W RF Power Amplifier		
Designer: M. Ucelli, A. Tommasi	Size: A3	Page: 1 of 1
Part No.: SLPA30WMOS32	Rev.: 1.2	Date: 15/07/2015



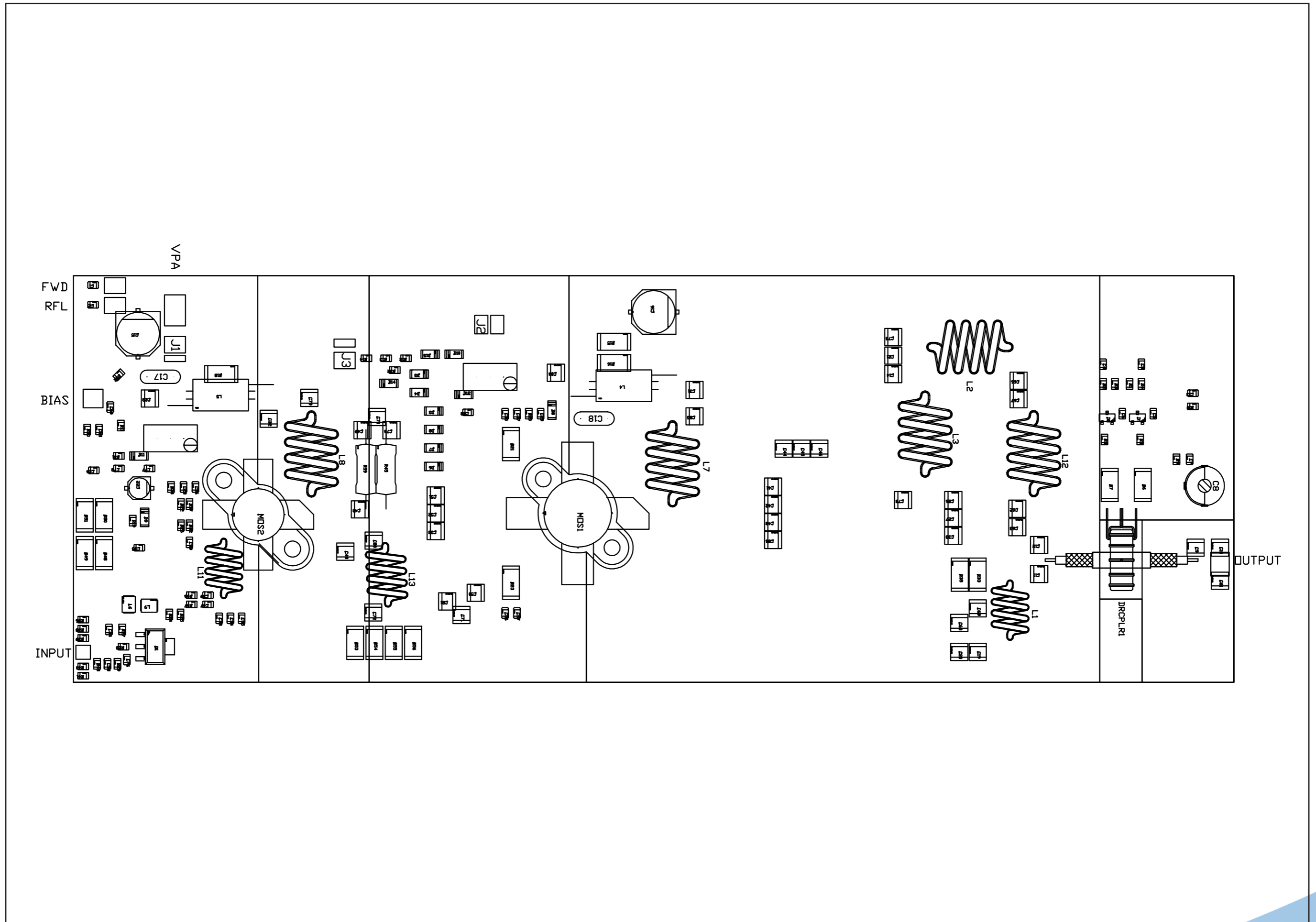
SLPA30WMOS32

30W RF Power Amplifier Revised: 15/07/2015
SLPA30WMOS32 Revision: 1.2
M. Ucelli, A. Tommasi

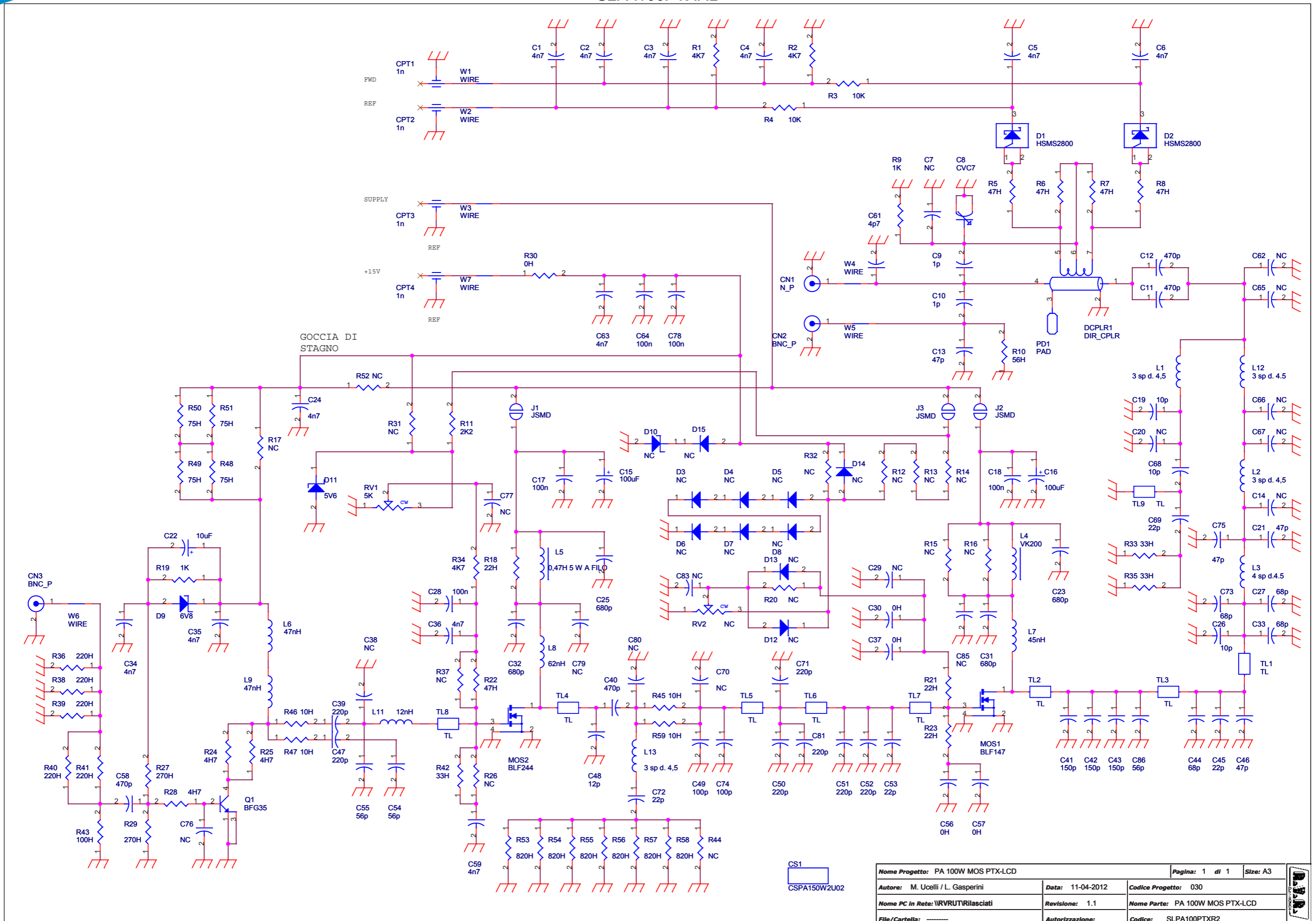
Item	Quantity	Reference	Part	Description
1	1	CN1	N_P	Conn. N da pannello
2	2	CN2,CN3	BNC_P	Conn. BNC da pannello
3	1	COAX1	RG316	Cavo coax
4	1	COAX2	RG178	Cavo coax
5	3	CPT1,CPT2,CPT3	1n	Cond. passante
6	1	CPT4	NC	Cond. passante
7	1	CS1	CSPA30WMOS01	Circuito stampato
8	10	C1,C2,C3,C4,C5,C6,C20, C30,C49,C72	4n7	Cond. SMD 0805
9	2	C7,C35	4n7-50V	Cond. SMD 1206
10	8	C8,8,C54,C65,C66, C67,C68,C73,C74	NC	Cond. SMD 0805 COG
11	1	C9	7_50p	Comp. var. Murata TZB4
12	7	C10,C11,C29,C45,C50,C69, C77	NC	Cond. SMD 0805
13	7	C12,C14,C16,C23,C28,C38, C44	NC	Cond. SMD 1212 HQ
14	2	C13,C15	1p	Cond. SMD 1212 HQ
15	2	C17,C18	10uF	Cond. Elett. SMD d. 5mm
16	2	C19,C40	100n	Cond. SMD 0805
17	1	C21	47p	Cond. SMD 0805 COG
18	3	C22,C42,C60	22p	Cond. SMD 1212 HQ
19	1	C25	100uF 35V	Cond. Elett. SMD d. 6.3mm
20	7	C26,C34,C41,C46,C47,C55, C58	470p	Cond. SMD 1212 HQ
21	2	C27,C36	100n50V	Cond. SMD 1206
22	8	C31,C32,C51,C52,C53,C71, C75,C76	470p	Cond. SMD 0805 COG
23	3	C33,C48,C61	68p	Cond. SMD 1212 HQ
24	2	C37,C39	NC	Cond. Elett. SMD d. 5mm
25	2	C56,C59	27p	Cond. SMD 0805 COG
26	1	C57	150p	Cond. SMD 1212 HQ
27	1	C62	56p	Cond. SMD 1212 HQ
28	2	C63,C64	100p	Cond. SMD 0805 COG
29	3	C70,C24,C43	39p	Cond. SMD 0805
30	1	C78	4p7	Cond. SMD 1212 HQ
31	1	DCPLR1	DIR_CPLR	Accopp. direz.
32	2	D1,D2	HSMS2800	
33	2	D3,D11	NC	MELF SMD Zener Diode
34	1	D4	9V1	MELF SMD Zener Diode
35	6	D5,D6,D7,D8,D9,D10	SM4004	MELF SMD Diode
36	1	D12	NC	Diode Shottky SOT23
37	2	J1,J2	JSMD	Pad SMD a saldare
38	1	L1	18nH	Induttanza cilindrica
39	1	L2	35nH	Induttanza cilindrica
40	1	L3	95nH	Induttanza cilindrica
41	1	L4	VK200	Induttanza cilindrica VK200
42	1	L5	85nH	Induttanza cilindrica
43	2	L6,L10	NC	Induttanza SMD 3225 (1812)
44	4	L7,L11,L12,L14	NC	Induttanza SMD 3225 (1210)
45	1	L8	75nH	Induttanza cilindrica
46	1	L9	68nH	Induttanza cilindrica
47	1	L13	25nH	Induttanza cilindrica
48	1	L15	175nH	Induttanza cilindrica
49	1	MOS1	BLF245	Power mosfet RF
50	1	PD1	PAD	
51	3	Q1,Q2,Q3	BFG35	Trans. NPN SOT223
52	1	Q4	NC	Trans. NPN SOT223
53	1	RV1	1k	Trimm. multi SMD PVG5 Murata
54	2	R1,R2	10k	Res. SMD 0805
55	3	R3,R4,R11	1k	Res. SMD 0805
56	2	R5,R8	47h0	Res. SMD 0805
57	13	R6,R7,R13,R15,R17,R19, R21,R23,R25,R27,R29,R73, R76	51R1W	Res. SMD 2512
58	16	R9,R10,R12,R52,R56,R57, R60,R61,R65,R66,R67,R72, R74,R75,R81,R83	NC	Res. SMD 0805

59	8	R14,R16,R20,R22,R26,R28, R38,R39	22R1W
60	1	R18	1k5
61	1	R24	56H0
62	6	R30,R33,R55,R58,R79,R80	2R2
63	6	R31,R32,R41,R42,R44,R54	270R
64	7	R34,R35,R36,R37,R43,R51, R53	NC
65	3	R40,R64,R82	4R7
66	1	R45	220R
67	1	R46	51R
68	12	R47,R48,R49,R50,R68,R69, R70,R71,R84,R85,R86,R87	180R
69	1	R59	4k7
70	2	R62,R63	2R21W
71	2	R77,R78	10R
72	1	R88	NC
73	1	R89	100R
74	1	R90	22R
75	1	R91	NC
76	1	R92	33H0
77	11	TL1,TL2,TL3,TL4,TL5,TL6, TL7,TL8,TL9,TL10,TL11	TL
78	3	W1,W2,W3	WIRE
79	2	W4,W7	NC

SLPA100PTXR2



SLPA100PTXR2



Nome Progetto: PA 100W MOS PTX-LCD		Pagina: 1 di 1		Size: A3
Autore: M. Ucelli / L. Gasperini		Data: 11-04-2012	Codice Progetto: 030	
Nome PC in Rete: WVRUTRilasciati		Revisione: 1.1	Nome Parte: PA 100W MOS PTX-LCD	
File/Cartella: -----		Autorizzazione:	Codice: SLPA100PTXR2	

SLPA100PTXR2

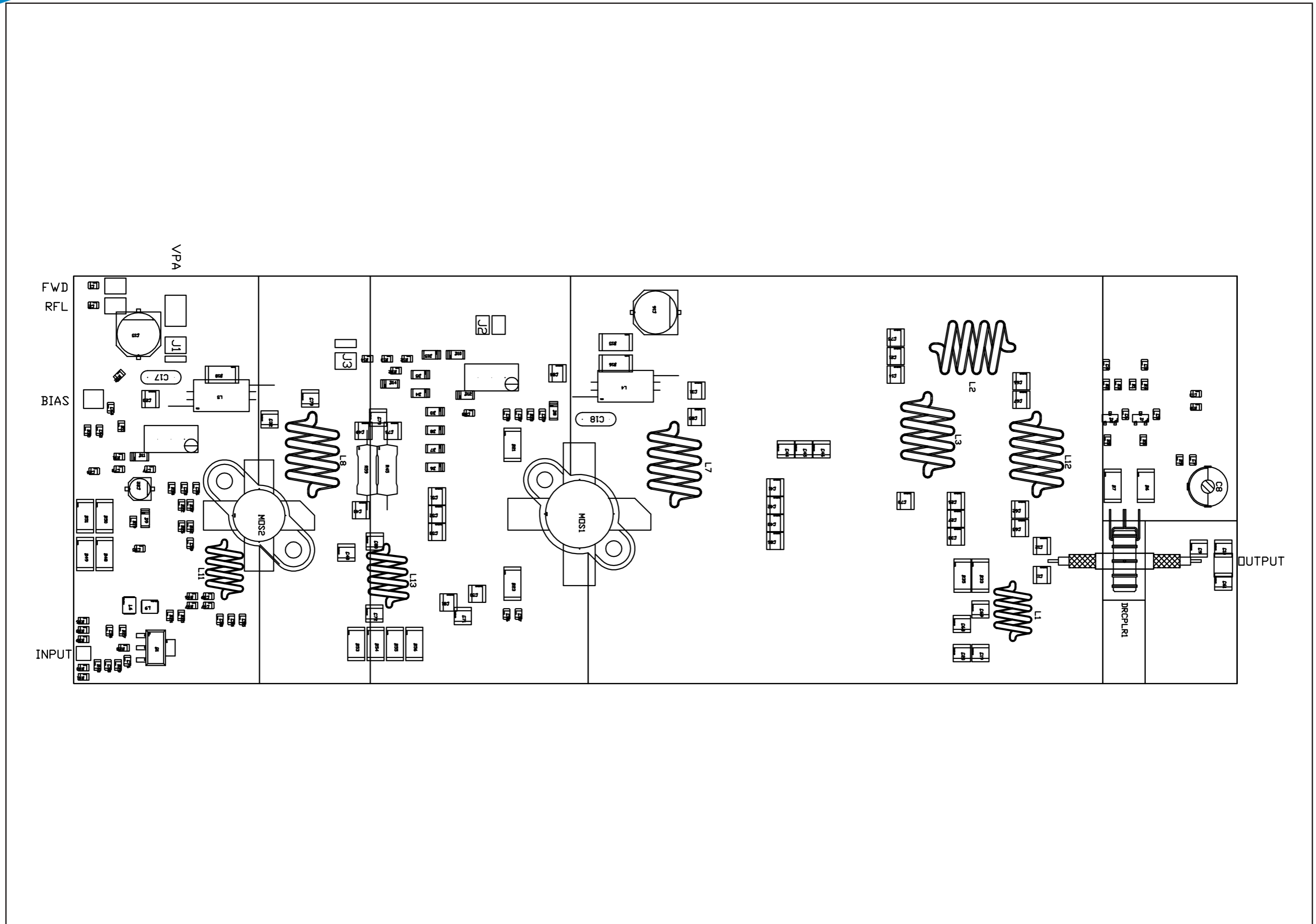
PA 100W MOS PTX-LCD Revised: 11/04/2012
SLPA100PTXR2 Revision: 1.1
PA 100W MOS PTX-LCD
030

M. Ucelli / L. Gasperini

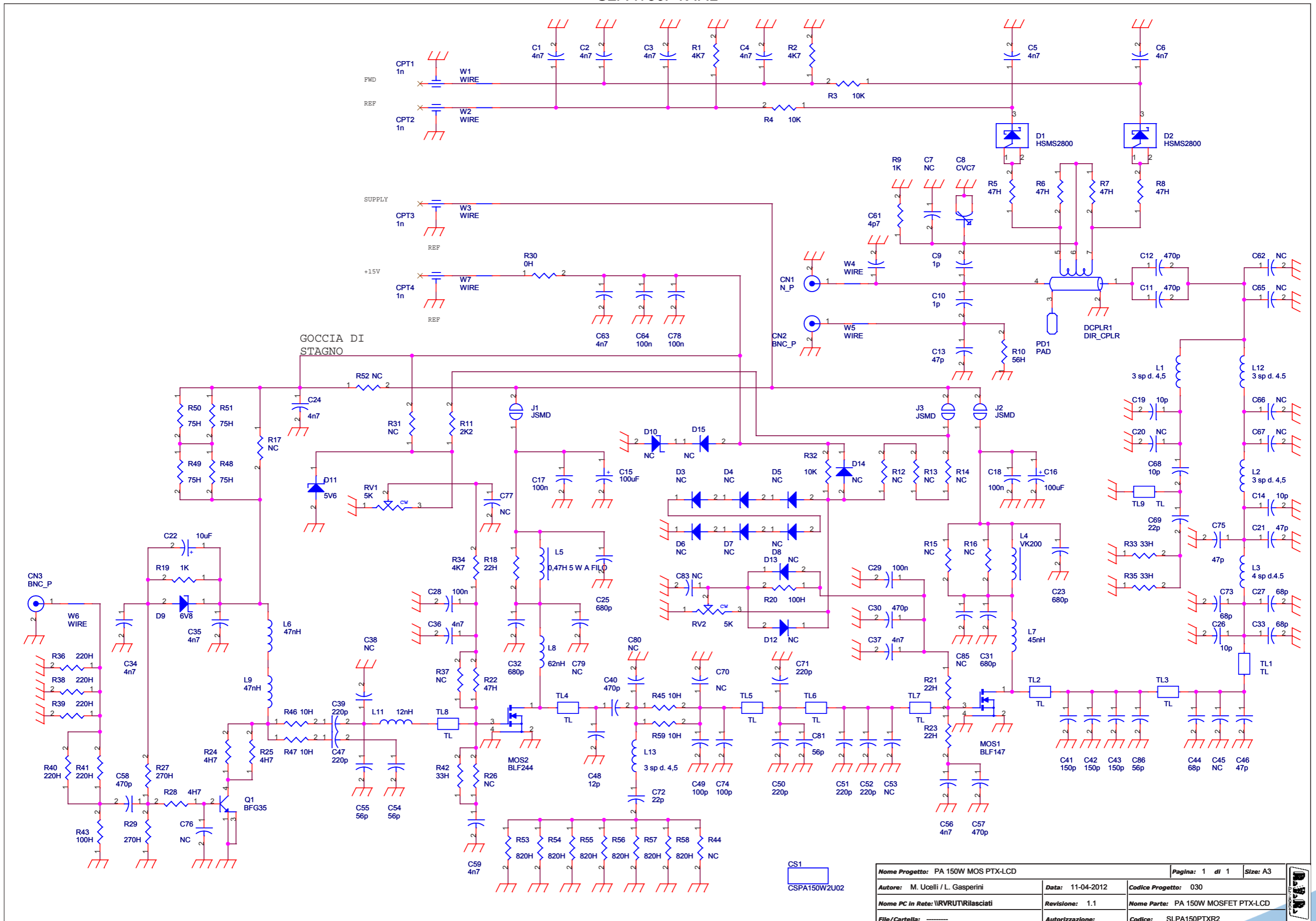
Item	Quantity	Reference	Part	(description)
1	1	CN1	N_P	Conn. N da pannello
2	2	CN3, CN2	BNC_P	Conn. BNC da pannello
3	4	CPT1, CPT2, CPT3, CPT4	1n	Cond. passante
4	1	CS1	CSPA150W2U02	Circuito stampato
5	12	C1, C2, C3, C4, C5, C6, C24, C34, C35, C36, C59, C63	4n7	Cond. SMD 0805 COG
6	3	C7, C29, C38	NC	Cond. SMD 0805 COG
7	1	C8	5-30 pF	Comp. ceramico dia. 7mm
8	2	C10, C9	1p	Cond. SMD 1212 HQ
9	3	C11, C12, C40	470p	Cond. SMD 1212 HQ
10	1	C13	47p	Cond. SMD 0805 COG
11	10	C14, C20, C62, C65, C66, C67, C70, C79, C80, C85	NC	Cond. SMD 1212 HQ
12	2	C16, C15	100uF	Cond. Elett. SMD d. 6.3mm
13	2	C18, C17	100n	Cond. ceramico multistrato p 5mm
14	3	C19, C26, C68	10p	Cond. SMD 1212 HQ
15	3	C21, C46, C75	47p	Cond. SMD 1212 HQ
16	1	C22	10uF	Cond. Elett. SMD d. 5mm
17	4	C23, C25, C31, C32	680p	Cond. SMD 1212 HQ
18	4	C27, C33, C44, C73	68p	Cond. SMD 1212 HQ
19	3	C28, C64, C78	100n	Cond. SMD 0805 COG
20	4	C30, C37, C56, C57	0H	Cond. SMD 0805 COG
21	2	C47, C39	220p	Cond. SMD 0805 COG
22	3	C41, C42, C43	150p	Cond. SMD 1212 HQ
23	4	C45, C53, C69, C72	22p	Cond. SMD 1212 HQ
24	1	C48	12p	Cond. SMD 1212 HQ
25	2	C49, C74	100p	Cond. SMD 1212 HQ
26	5	C50, C51, C52, C71, C81	220p	Cond. SMD 1212 HQ
27	2	C55, C54	56p	Cond. SMD 0805 COG
28	1	C58	470p	Cond. SMD 0805 COG
29	1	C61	4p7	Cond. SMD 1212 HQ
30	3	C76, C77, C83	NC	Cond. SMD 0805
31	1	C86	56p	Cond. SMD 1212 HQ
32	1	DCPLR1	DIR_CPLR	Accopp. direz.
33	2	D1, D2	HSMS2800	Diode Hot Carrier SOT23
34	10	D3, D4, D5, D6, D7, D8, D12, D13, D14, D15, D10	NC	MINIMELF SMD Diode
35	1	D9	6V8	MINIMELF SMD Zener Diode
36	1	L13	3 sp d. 4.5	Induttanza cilindrica
37	1	D11	5V6	MINIMELF SMD Zener Diode
38	3	J1, J2, J3	JSMD	Pad SMD a saldare
39	3	L12, L2	3 sp d. 4.5	Induttanza cilindrica
40	1	L3	4 sp d.4.5	Induttanza cilindrica
41	1	L4	VK200	Induttanza cilindrica VK200
42	1	L5	0,47H 5 W A FILO	Induttanza cilindrica VK200
43	2	L9, L6	47nH	Induttanza SMD 3225 (1210)
44	1	L7	45nH	Induttanza cilindrica
45	1	L8	62nH	Induttanza cilindrica
46	1	L11	12nH	Induttanza cilindrica
47	1	L1	3 sp d. 4.5	Induttanza cilindrica
48	1	MOS1	BLF147	Power mosfet RF
49	1	MOS2	BLF244	Power mosfet RF
50	1	PD1	PAD	Pad SMD saldare
51	1	Q1	BFG35	Trans. NPN SOT223
52	1	RV1	5K	Trimmer Rq V 3296W
53	1	RV2	NC	Trimmer Rq V 3296W
54	3	R1, R2, R34	4K7	Res. SMD 0805
55	2	R3, R4	10K	Res. SMD 0805
56	3	R5, R8, R22	47H	Res. SMD 0805
57	2	R7, R6	47H	Res. SMD 2512
58	2	R9, R19	1K	Res. SMD 0805
59	1	R10	56H	Res. SMD 0805
60	9	R31, R12, R13, R14, R20, R26, R32, R37, R52	NC	Res. SMD 0805
61	1	R11	2K2	Res. SMD 0805
62	2	R16, R15	NC	Res. SMD 2512
63	1	R17	NC	Res. 20W
64	3	R18, R21, R23	22H	Res. SMD 2512
65	3	R24, R25, R28	4H7	Res. SMD 0805
66	2	R27, R29	270H	Res. SMD 0805
67	1	R30	0H	Res. SMD 0805
68	2	R33, R35	33H	Res. SMD 2512
69	5	R36, R38, R39, R40, R41	220H	Res. SMD 0805
70	1	R42	33H	Res. SMD 0805
71	1	R43	100H	Res. SMD 0805
72	1	R44	NC	Res. 2W
73	2	R45, R59	10H	Res. 2W
74	2	R46, R47	10H	Res. SMD 0805
75	4	R48, R49, R50, R51	75H	Res. SMD 2512 10%
76	6	R53, R54, R55, R56, R57, R58	820H	Res. SMD 2512 10%
77	9	TL1, TL2, TL3, TL4, TL5, TL6, TL7, TL8, TL9	TL	Linea strip CS
78	7	W1, W2, W3, W4, W5, W6, W7	WIRE	Filo a saldare

NOTA1 R57,R58 montare a mano
NOTA2 Vedi file "Cavo Coax DCPLR1.pdf"

SLPA150PTXR2



SLPA150PTXR2



Nome Progetto: PA 150W MOS PTX-LCD		Pagina: 1 di 1	Size: A3
Autore: M. Ucelli / L. Gasperini	Data: 11-04-2012	Codice Progetto: 030	
Nome PC in Rete: \RVR\TR\ilasciati	Revisione: 1.1	Nome Parte: PA 150W MOSFET PTX-LCD	
File/Cartella: _____	Autorizzazione: _____	Codice: SLPA150PTXR2	

SLPA150PTXR2

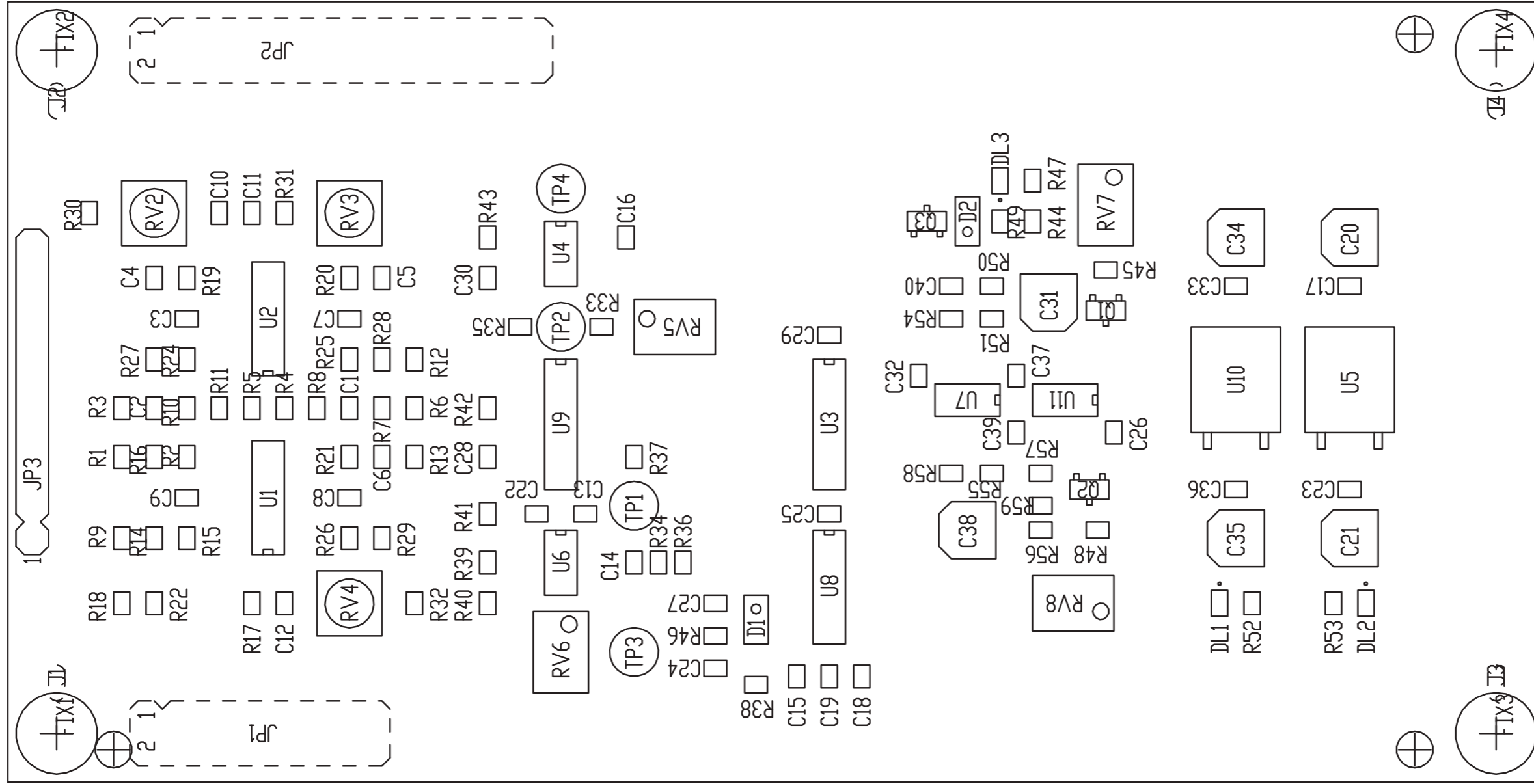
PA 150W MOSFET PTX-LCD Revised: 11/04/2012
SLPA150PTXR2 Revision: 1.1
PA 150W MOS PTX-LCD
030

M. Ucelli / L. Gasperini

Item	Quantity	Reference	Part	(description)
1	1	CN1	N P	Conn. N da pannello
2	2	CN3, CN2	BNC P	Conn. BNC da pannello
3	4	CPT1, CPT2, CPT3, CPT4	1n	Cond. passante
4	1	CS1	CSPA150W2U02	Circuito stampato
5	14	C1, C2, C3, C4, C5, C6, C24, C34, C35, C36, C37, C56, C59, C63	4n7	Cond. SMD 0805 COG
6	2	C7, C38	NC	Cond. SMD 0805 COG
7	1	C8	5-30 pF	Comp. ceramico dia. 7mm
8	2	C10, C9	1p	Cond. SMD 1212 HQ
9	3	C11, C12, C40	470p	Cond. SMD 1212 HQ
10	1	C13	47p	Cond. SMD 0805 COG
11	4	C14, C19, C26, C68	10p	Cond. SMD 1212 HQ
12	2	C16, C15	100uF	Cond. Elett. SMD d. 6.3mm
13	2	C18, C17	100n	Cond. ceramico multistrato p 5mm
14	11	C20, C45, C53, C62, C65, C66, C67, C70, C79, C80, C85	NC	Cond. SMD 1212 HQ
15	3	C21, C46, C75	47p	Cond. SMD 1212 HQ
16	1	C22	10uF	Cond. Elett. SMD d. 5mm
17	4	C23, C25, C31, C32	680p	Cond. SMD 1212 HQ
18	4	C27, C33, C44, C73	68p	Cond. SMD 1212 HQ
19	4	C28, C29, C64, C78	100n	Cond. SMD 0805 COG
20	3	C30, C57, C58	470p	Cond. SMD 0805 COG
21	2	C47, C39	220p	Cond. SMD 0805 COG
22	3	C41, C42, C43	150p	Cond. SMD 1212 HQ
23	1	C48	12p	Cond. SMD 1212 HQ
24	2	C49, C74	100p	Cond. SMD 1212 HQ
25	4	C50, C51, C52, C71	220p	Cond. SMD 1212 HQ
26	2	C55, C54	56p	Cond. SMD 0805 COG
27	1	C61	4p7	Cond. SMD 1212 HQ
28	2	C69, C72	22p	Cond. SMD 1212 HQ
29	3	C76, C77, C83	NC	Cond. SMD 0805
30	2	C86, C81	56p	Cond. SMD 1212 HQ
31	1	DCPLR1	DIR CPLR	Accopp. direz.
32	2	D1, D2	HSMS2800	Diodo Hot Carrier SOT23
33	10	D3, D4, D5, D6, D7, D8, D10, D12, D13, D14, D15	NC	MINIMELF SMD Diode
34	1	D9	6V8	MINIMELF SMD Zener Diode
35	1	L13	3 sp d.4.5	Induttanza cilindrica
36	1	D11	5V6	MINIMELF SMD Zener Diode
37	3	J1, J2, J3	JSMD	Pad SMD a saldare
38	3	L2, L12	3 sp d. 4.5	Induttanza cilindrica
39	1	L3	4 sp d.4.5	Induttanza cilindrica
40	1	L4	VK200	Induttanza cilindrica VK200
41	1	L5	0.47H 5 W A FILO	Induttanza cilindrica VK200
42	2	L9, L6	47nH	Induttanza SMD 3225 (1210)
43	1	L7	45nH	Induttanza cilindrica
44	1	L8	62nH	Induttanza cilindrica
45	1	L11	12nH	Induttanza cilindrica
46	1	L1	3 sp d. 4.5	Induttanza cilindrica
47	1	MOS1	BLF147	Power mosfet RF
48	1	MOS2	BLF244	Power mosfet RF
49	1	PD1	PAD	Pad SMD saldare
50	1	Q1	BFG35	Trans. NPN SOT223
51	2	RV2, RV1	5K	Trimmer Rq V 3296W
52	3	R1, R2, R34	4K7	Res. SMD 0805
53	3	R3, R4, R32	10K	Res. SMD 0805
54	3	R5, R8, R22	47H	Res. SMD 0805
55	2	R7, R6	47H	Res. SMD 2512
56	2	R9, R19	1K	Res. SMD 0805
57	1	R10	56H	Res. SMD 0805
58	7	R31, R12, R13, R14, R26, R37, R52	NC	Res. SMD 0805
59	2	R16, R15	NC	Res. SMD 2512
60	1	R17	NC	Res. 20W
61	3	R18, R21, R23	22H	Res. SMD 2512
62	2	R20, R43	100H	Res. SMD 0805
63	3	R24, R25, R28	4H7	Res. SMD 0805
64	2	R27, R29	270H	Res. SMD 0805
65	1	R30	0H	Res. SMD 0805
66	1	R11	2K2	Res. SMD 0805
67	2	R33, R35	33H	Res. SMD 2512
68	5	R36, R38, R39, R40, R41	220H	Res. SMD 0805
69	1	R42	33H	Res. SMD 0805
70	1	R44	NC	Res. 2W
71	2	R45, R59	10H	Res. 2W
72	2	R46, R47	10H	Res. SMD 0805
73	4	R48, R49, R50, R51	75H	Res. SMD 2512 10%
74	6	R53, R54, R55, R56, R57, R58	820H	Res. SMD 2512 10%
75	9	TL1, TL2, TL3, TL4, TL5, TL6, TL7, TL8, TL9	TL	Linea strip CS
76	7	W1, W2, W3, W4, W5, W6, W7	WIRE	Filo a saldare

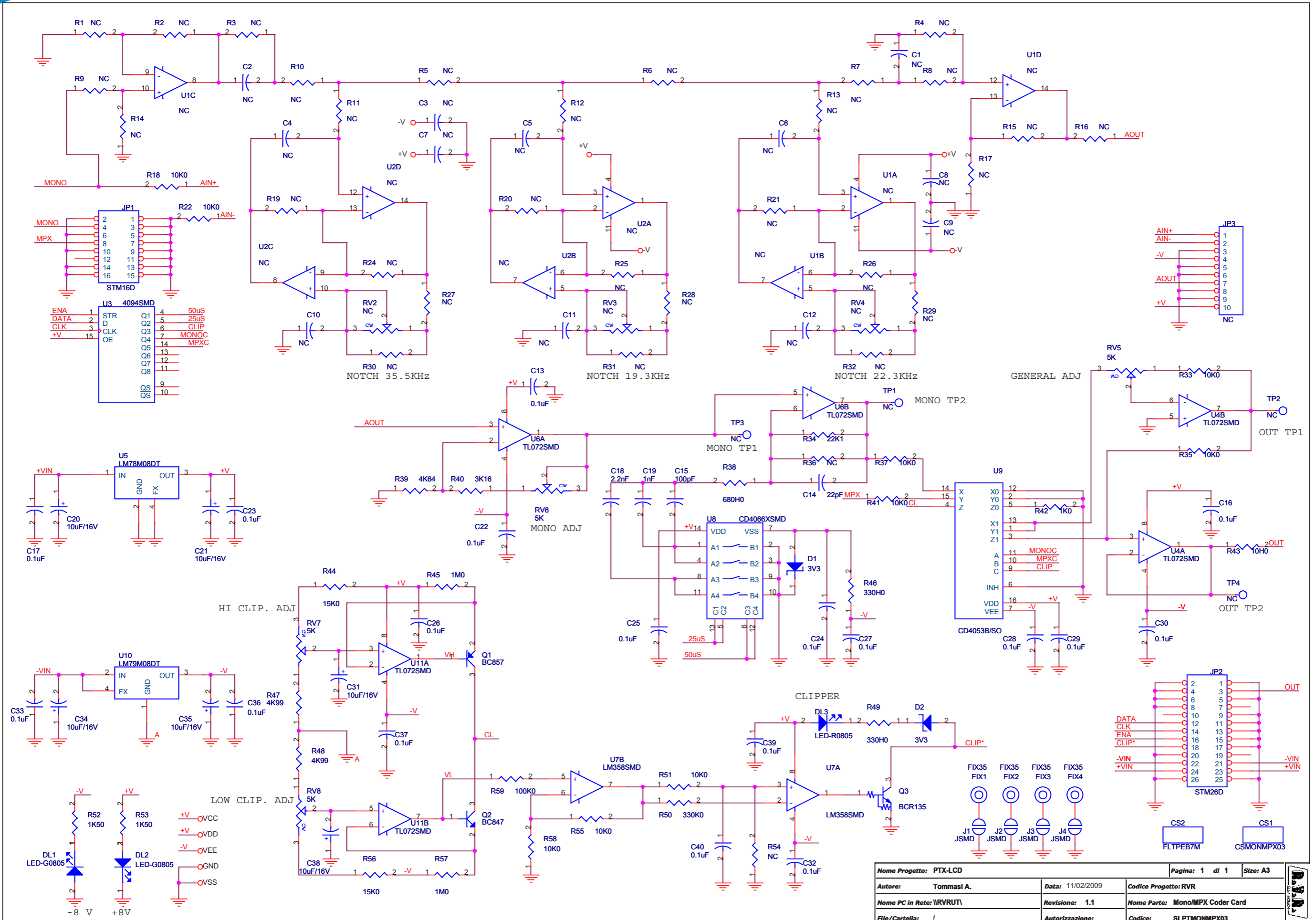
NOTA1 R57,R58 montare a mano
NOTA2 Vedi file "Cavo Coax DCPLR1.pdf"

SLPTMONMPX03



	NOME PROGETTO: PTX-LCD	NOME PARTE: MONO/MPX CODER CARD
AUTORE: A. TOMMASI	DATA: 10/07/2006	REVISIONE: 1.0
ARCHIVIAZIONE ELETTRONICA: \\VRVUT\	SCALE: 2:1	SIZE: A4
MATERIALE: <>	CODICE PROGETTO: _057	PAGINA: 1 DI 1
IRATTAMENTO: <>	CODICE DISEGNO: SLPTMONMPX03	STATO: ESECUTIVO
	PROFILO: <>	

SLPTMONMPX03

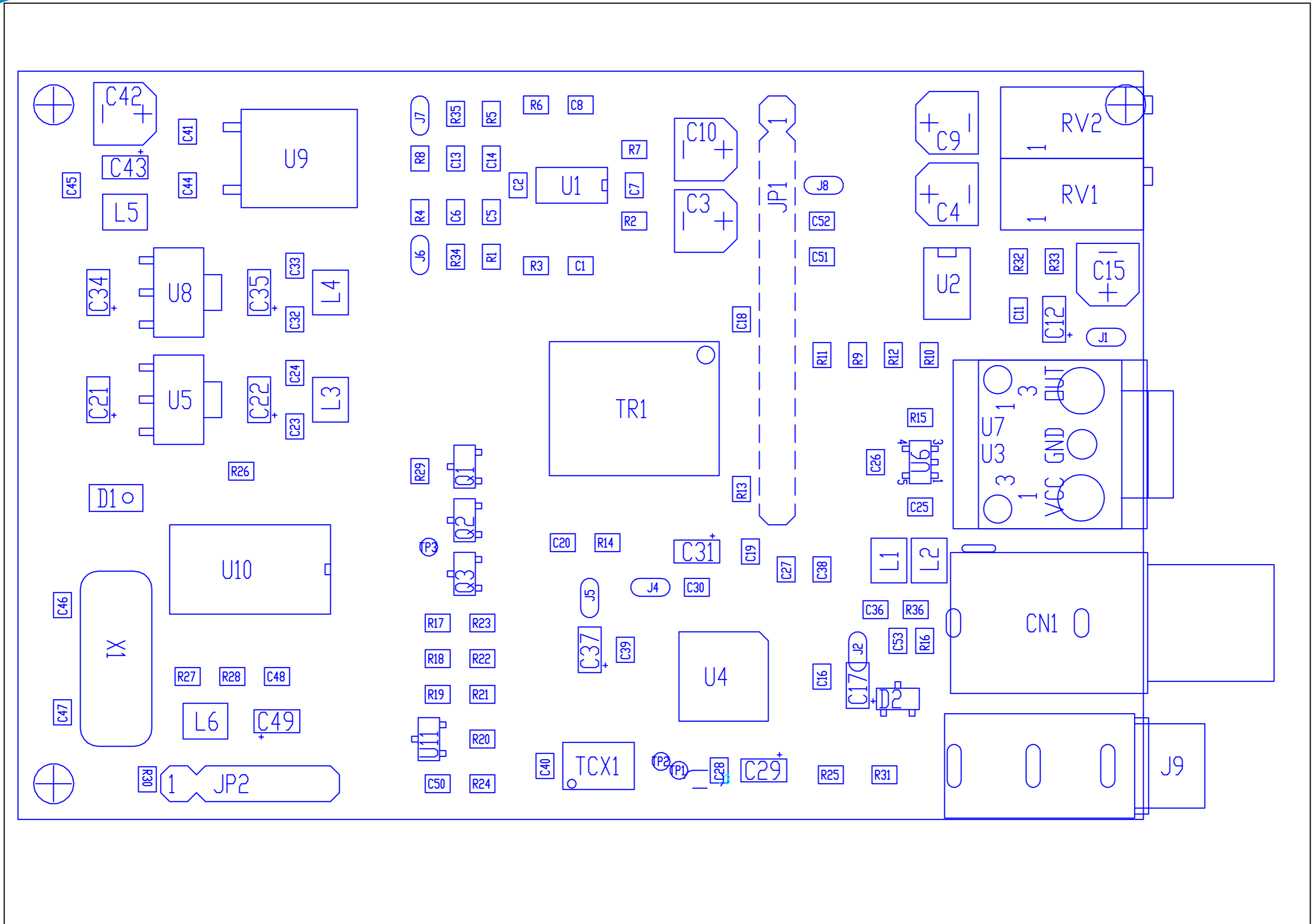


Nome Progetto: PTX-LCD		Pagina: 1 di 1		Size: A3
Autore: Tommasi A.	Data: 11/02/2009	Codice Progetto: RVR		
Nome PC in Rete: \RVR\UT1	Revisione: 1.1	Nome Parte: Mono/MPX Coder Card		
File/Cartella: /	Autorizzazione:	Codice: SLPTMONMPX03		

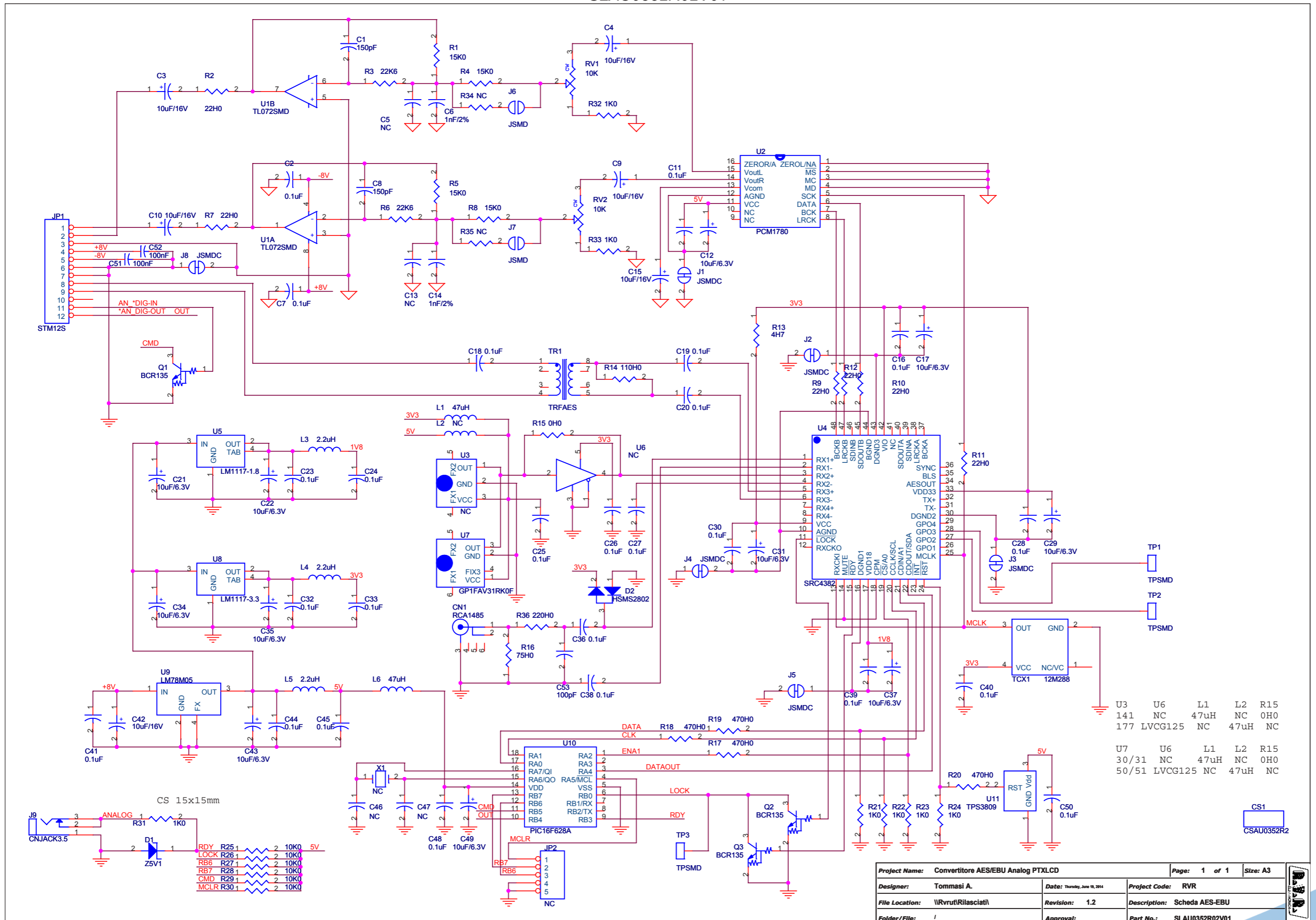
SLPTMONMPX03

Mono/MPX Coder Card Revised: 11/02/2009
SLPTMONMPX03 Revision: 1.1
Tommasi A.

Item	Quantity	Reference	Part	Description
1	1	CS1	CSMONMPX03	Circuito stampato
2	1	CS2	FLTPEB7M	Circuito filtro audio 15 Khz
3	8	C1,C2,C4,C5,C6,C10,C11, C12	NC	Cond. SMD 0805 COG
4	4	C3,C7,C8,C9	NC	Cond. SMD 0805
5	18	C13,C16,C17,C22,C23,C24, C25,C26,C27,C28,C29,C30, C32,C33,C36,C37,C39,C40	0.1uF	Cond. SMD 0805
6	1	C14	22pF	Cond. SMD 0805 COG
7	1	C15	100pF	Cond. SMD 0805 COG
8	1	C18	2.2nF	Cond. SMD 0805 COG
9	1	C19	1nF	Cond. SMD 0805 COG
10	6	C20,C21,C31,C34,C35,C38	10uF/16V	Cond. Elett. SMD d. 4mm
11	2	DL1,DL2	LED-G0805	LED SMD 0805
12	1	DL3	LED-R0805	LED SMD 0805
13	2	D1,D2	3V3	MINIMELF SMD Zener Diode
14	4	FIX1,FIX2,FIX3,FIX4	FIX35	Foro fissaggio 3.5mm
15	1	JP1	STM16D	Strip maschio 8+8 pin
16	1	JP2	STM26D	Strip maschio 13+13 pin
17	1	JP3	NC	Strip maschio 10 pin
18	4	J1,J2,J3,J4	JSMD	Pad SMD a saldare
19	1	Q1	BC857	Trans. PNP SOT23
20	1	Q2	BC847	Trans. NPN SOT23
21	1	Q3	BCR135	Trans./Res. NPN SOT23
22	3	RV2,RV3,RV4	NC	Trimmer SMD
23	4	RV5,RV6,RV7,RV8	5K	Trimmer Rg V 3269W SMD
24	31	R1,R2,R3,R4,R5,R6,R7,R8, R9,R10,R11,R12,R13,R14, R15,R16,R17,R19,R20,R21, R24,R25,R26,R27,R28,R29, R30,R31,R32,R36,R54	NC	Res. SMD 0805
25	9	R18,R22,R33,R35,R37,R41, R51,R55,R58	10K0	Res. SMD 0805
26	1	R50	330K0	Res. SMD 0805
27	1	R34	22K1	Res. SMD 0805
28	1	R38	680H0	Res. SMD 0805
29	1	R39	4K64	Res. SMD 0805
30	1	R40	3K16	Res. SMD 0805
31	1	R42	1K0	Res. SMD 0805
32	1	R43	10H0	Res. SMD 0805
33	2	R44,R56	15K0	Res. SMD 0805
34	2	R45,R57	1M0	Res. SMD 0805
35	2	R46,R49	330H0	Res. SMD 0805
36	2	R47,R48	4K99	Res. SMD 0805
37	2	R52,R53	1K50	Res. SMD 0805
38	1	R59	100K0	Res. SMD 0805
39	4	TP1,TP2,TP3,TP4	NC	Test point
40	2	U1,U2	NC	Quad Op. SMD SO14
41	1	U3	4094SMD	Integrato Idig. 4094 SMD
42	3	U4,U6,U11	TL072SMD	Integrato lin. TL072 SMD
43	1	U5	78M08DT	Stabilizzatore SMD DPAK
44	1	U7	LM358SMD	Dual Op. SMD SO8
45	1	U8	CD4066XSMD	Analog Switch SMD SO14
46	1	U9	CD4053B/SO	Analog Switch SMD SO16
47	1	U10	79M08DT	Stabilizzatore SMD DPAK



SLAU0352R02V01



- U3 U6 L1 L2 R15
141 NC 47uH NC 0H0
177 LVCG125 NC 47uH NC
- U7 U6 L1 L2 R15
30/31 NC 47uH NC 0H0
50/51 LVCG125 NC 47uH NC

Project Name: Convertitore AES/EBU Analog PTXLCD		Page: 1 of 1	Size: A3
Designer: Tommasi A.	Date: Thursday, June 19, 2014	Project Code: RVR	
File Location: \\Rvrut\Rilasciati\	Revision: 1.2	Description: Scheda AES-EBU	
Folder/File: /	Approval:	Part No.: SLAU0352R02V01	

SLAU0352R02V01

Scheda AES-EBU Revised: 19/06/2014
SLAU0352R02V01 Revision: 1.2
A. Tommasi
Convertitore AES/EBU Analog PTXLCD

Item	Quantity	Reference	Part	Description
1	1	CN1	RCA1485	Conn. RCA 1500-1485 da CS 90°
2	1	CS1	CSAU0352R2	Circuito stampato
3	2	C1,C8	150pF	Cond. SMD 0805 COG
4	25	C2,C7,C11,C16,C18,C19, C20,C23,C24,C25,C26,C27, C28,C30,C32,C33,C36,C38, C39,C40,C41,C44,C45,C48, C50	0.1uF	Cond. SMD 0805
5	6	C3,C4,C9,C10,C15,C42	10uF/16V	Cond. Elett. SMD d. 4mm
6	2	C5,C13	NC	Cond. SMD 0805 COG
7	2	C6,C14	1nF/2%	Cond. SMD 0805 COG
8	11	C12,C17,C21,C22,C29,C31, C34,C35,C37,C43,C49	10uF/6.3V	Cond. Elett. SMD tant. size A
9	2	C46,C47	NC	Cond. SMD 0805
10	2	C51,C52	100nF	Cond. SMD 0805
11	1	C53	100pF	Cond. SMD 0805
12	1	D1	Z5V1	MINIMELF SMD Zener Diode
13	1	D2	HSMS2802	Doppio Diode SMD SOT23
14	1	JP1	STM12S	Strip maschio 12 pin
15	1	JP2	NC	Strip maschio 5 pin
16	6	J1,J2,J3,J4,J5,J8	JSMDC	Pad SMD a saldare chiuso
17	2	J6,J7	JSMD	Pad SMD a saldare
18	1	J9	CNJACK3.5	Connettore Jack 3.5 cs 1500-0425
19	2	L1,L6	47uH	Induttanza SMD 3225 (1210)
20	1	L2	NC	Induttanza SMD 3225 (1210)
21	3	L3,L4,L5	2.2uH	Induttanza SMD 3225 (1210)
22	3	Q1,Q2,Q3	BCR135	Trans./Res. NPN SOT23
23	2	RV1,RV2	10K	Trimmer Rg H 3296X
24	4	R1,R4,R5,R8	15K0	Res. SMD 0805
25	6	R2,R7,R9,R10,R11,R12	22H0	Res. SMD 0805
26	2	R3,R6	22K6	Res. SMD 0805
27	1	R13	4H7	Res. SMD 0805
28	1	R14	110H0	Res. SMD 0805
29	1	R15	0H0	Res. SMD 0805
30	1	R16	75H0	Res. SMD 0805
31	4	R17,R18,R19,R20	470H0	Res. SMD 0805
32	7	R21,R22,R23,R24,R31,R32, R33	1K0	Res. SMD 0805
33	6	R25,R26,R27,R28,R29,R30	10K0	Res. SMD 0805
34	2	R34,R35	NC	Res. SMD 0805
35	1	R36	220H0	Res. SMD 0805
36	1	TCX1	12M288	OSC SMD 5x3.2mm
37	3	TP1,TP2,TP3	TPSMD	Piazzola SMD
38	1	TR1	TRFAES	Trasf. SDM AES/EBU
39	1	U1	TL072SMD	Dual Op. SMD SO8
40	1	U2	PCM1780	Stereo DAC
41	1	U3	NC	Ricevitore digitale ottico
42	1	U4	SRC4382	2 ch SRC DIR DIT
43	1	U5	LM1117-1.8	Stab. SMD SOT223
44	1	U6	NC	Level translator
45	1	U7	GP1FAV31RK0F	Ricevitore digitale ottico
46	1	U8	LM1117-3.3	Stab. SMD SOT223
47	1	U9	LM78M05	Stabilizzatore SMD DPAK
48	1	U10	PIC16F628A	PIC Microprocessor
49	1	U11	TPS3809	uP supply supervisor
50	1	X1	NC	Quarzo SMD HC49SMD